



ENROLLMENT NEWSLETTER FOR FALL 2024

VALDOSTA STATE UNIVERSITY | OFFICE OF STRATEGIC RESEARCH & ANALYSIS

1500 N. Patterson St. Valdosta, GA 31698 | Phone (229) 333-7831

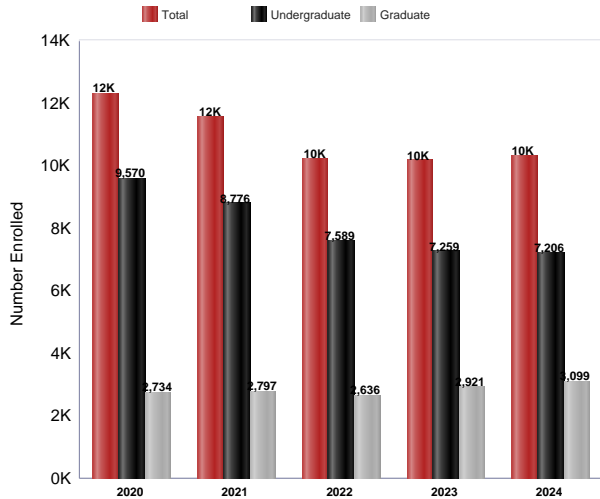
<https://www.valdosta.edu/administration/institutional-research/>



This information has been compiled by the Office of Strategic Research & Analysis (SRA) in an effort to provide useful and timely information to the Valdosta State University community. This information will be updated each semester, upon the availability of official data. Please contact the SRA with any questions regarding this publication.

FALL 2024 ENROLLMENT

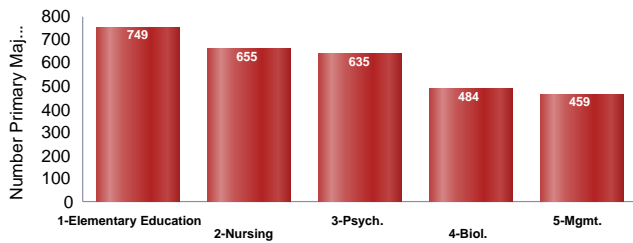
Total Enrollment, Fall 2020-24



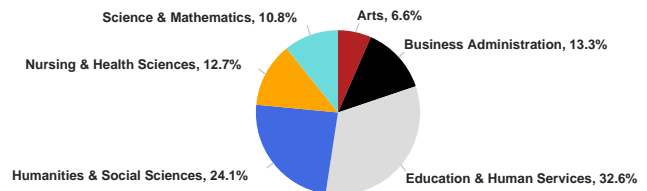
Total Enrollment by Gender and Ethnicity, Fall 2024

Ethnicity	Female	Female %	Male	Male %	Total	Total %
American Indian or Alaska Native	9	0.1%	5	0.2%	14	0.1%
Asian	120	1.7%	80	2.5%	200	1.9%
Black or African American	2,523	35.4%	1,015	32.0%	3,538	34.3%
Hawaiian/Pacific Islander	5	0.1%	4	0.1%	9	0.1%
Hispanic	667	9.4%	351	11.1%	1,018	9.9%
Multiracial	256	3.6%	121	3.8%	377	3.7%
Unknown	75	1.1%	41	1.3%	116	1.1%
White	3,476	48.7%	1,557	49.1%	5,033	48.8%
Total	7,131	100.0%	3,174	100.0%	10,305	100.0%

Total Enrollment by 5 Largest Declared Majors, Fall 2024



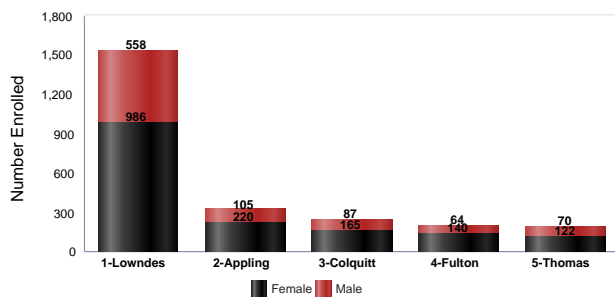
Total Enrollment by College, Fall 2024



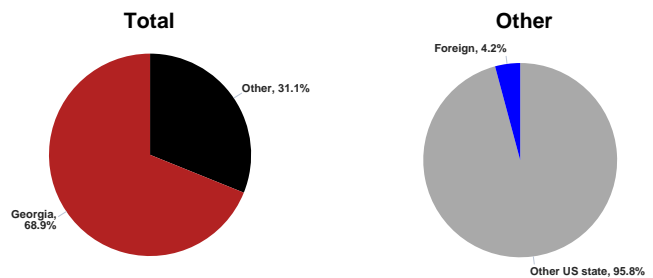
Note: The College of Humanities & Social Sciences includes undecided majors. Pre-business students are included in Business Administration. Pre-nursing students are included in Nursing.

Note: Abbreviations used for space saving.

Total Enrollment by Georgia Counties with Highest Enrollment and Gender, Fall 2024

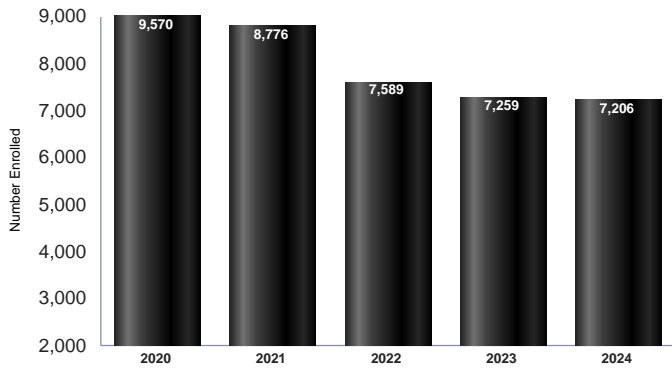


Total Enrollment by Residency, Fall 2024

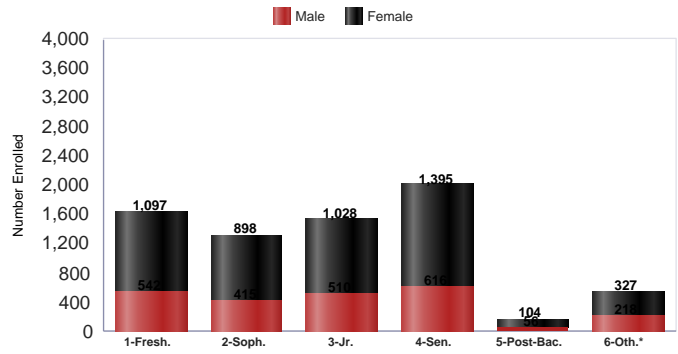


Note: Other includes Other U.S. State and Foreign students.

Undergraduate Enrollment, Fall 2020-24

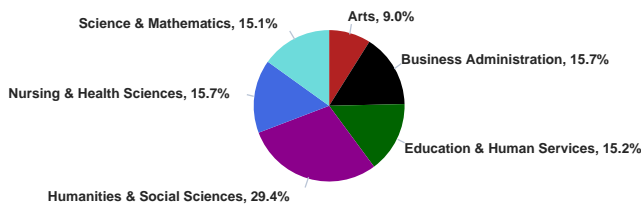


Undergraduate Enrollment by Classification and Gender, Fall 2024



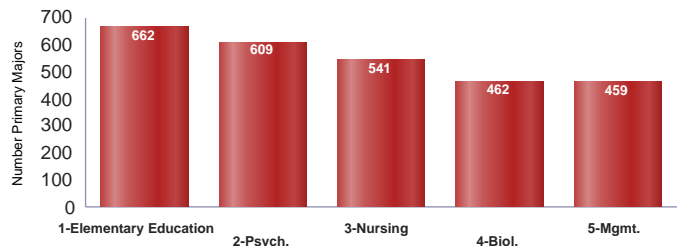
*Includes Joint Enrolled, Transient and Other. Abbreviations used for space saving.

Undergraduate Enrollment by College, Fall 2024



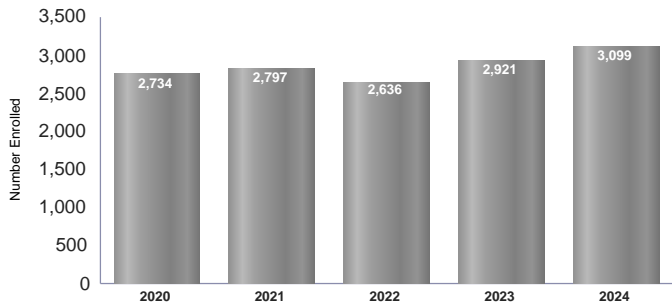
Note: The College of Humanities and Social Sciences includes undecided majors. Pre-business students are included in Business Administration. Pre-nursing students are included in Nursing.

Undergraduate Enrollment by 5 Largest Declared Majors, Fall 2024

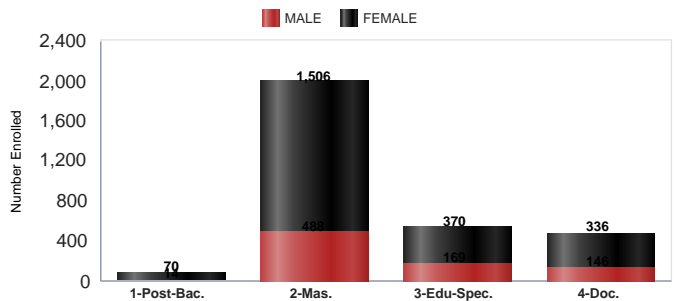


Note: Abbreviations used for space saving.

Graduate Enrollment, Fall 2020-24

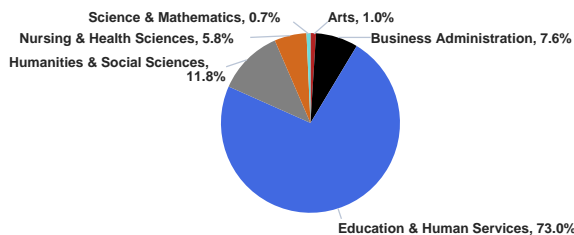


Graduate Enrollment by Classification and Gender, Fall 2024

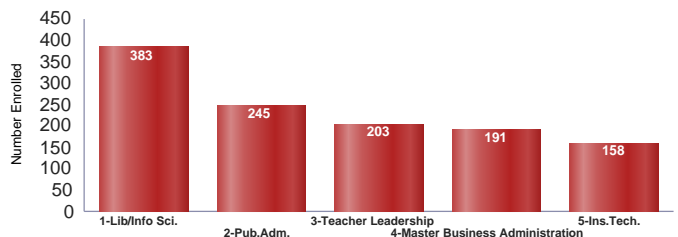


Note: Abbreviations used for space saving.

Graduate Enrollment by College, Fall 2024

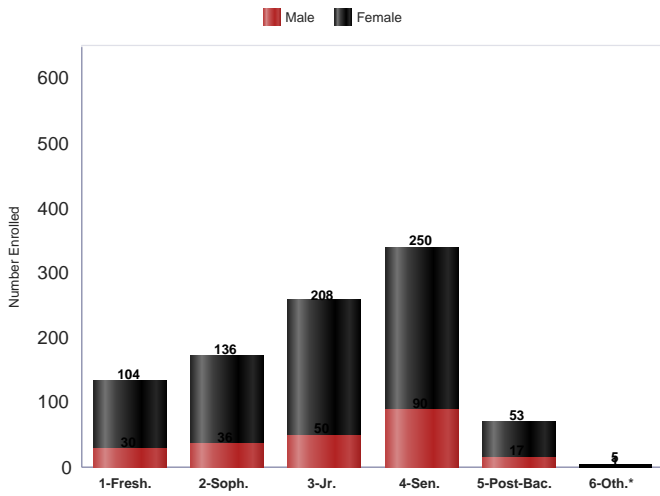


Graduate Enrollment by 5 Largest Declared Majors, Fall 2024

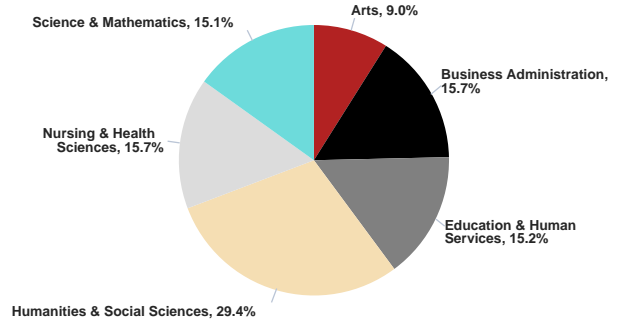


Note: Abbreviations used for space saving.

Undergraduate Adult Learners by Classification and Gender, Fall 2024



Undergraduate Adult Learners by College, Fall 2024

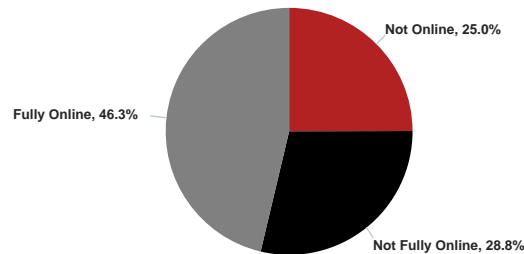


*Includes Joint Enrolled and Transient

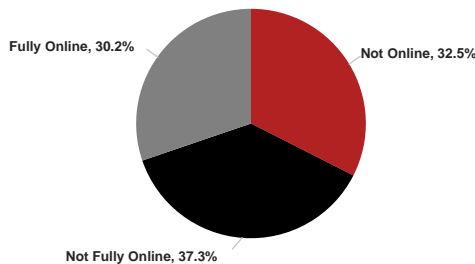
Undergraduate Adult Learners by 5 Largest Declared Majors, Fall 2024



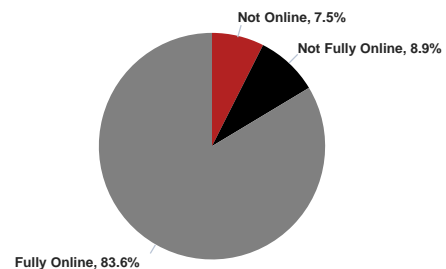
Total Enrollment for Distance Learning, Fall 2024



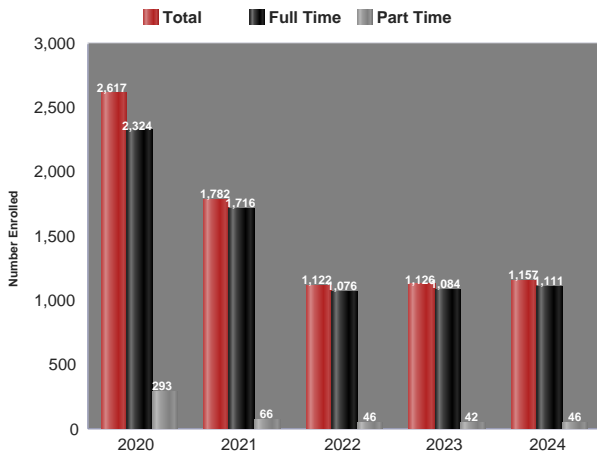
Undergraduate Enrollment for Distance Learning, Fall 2024



Graduate Enrollment for Distance Learning, Fall 2024



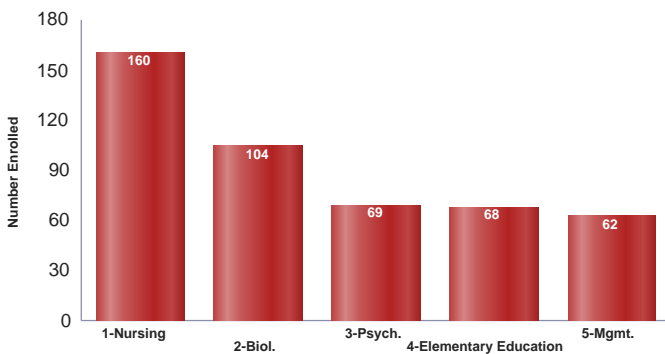
First-Time Freshmen Enrollment, Fall 2020-24



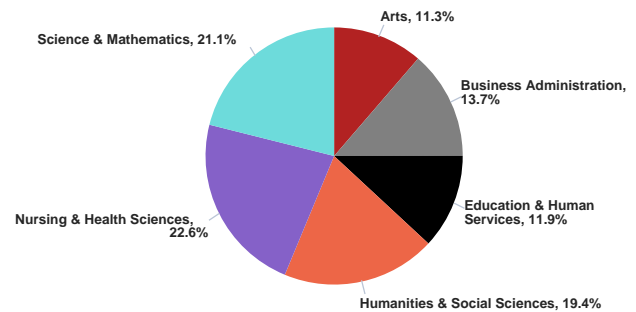
First-Time Freshmen Enrollment by Gender and Ethnicity, Fall 2024

Ethnicity	Female	Female %	Male	Male %	Total	Total %
American Indian or Alaska Native	1	0.1%	0	0.0%	1	0.1%
Asian	14	1.7%	9	2.6%	23	2.0%
Black or African American	311	38.1%	104	30.5%	415	35.9%
Hispanic	115	14.1%	54	15.8%	169	14.6%
Multiracial	34	4.2%	14	4.1%	48	4.1%
Unknown	9	1.1%	6	1.8%	15	1.3%
White	332	40.7%	154	45.2%	486	42.0%
Total	816	100.0%	341	100.0%	1,157	100.0%

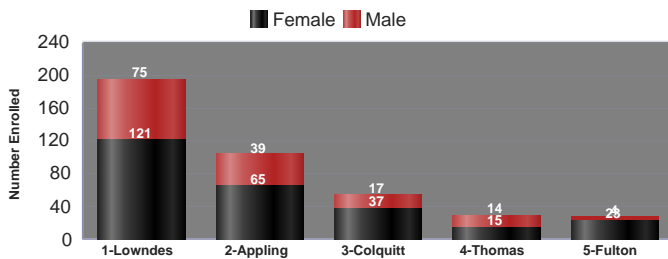
First-Time Freshmen by 5 Largest Declared Primary Majors, Fall 2024



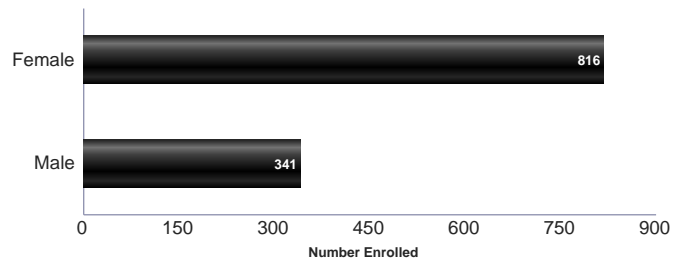
First-Time Freshmen Enrollment by Primary College, Fall 2024



First-Time Freshmen Enrollment of Georgia Counties with Highest Enrollment by Gender, Fall 2024



First-Time Freshmen Enrollment by Gender, Fall 2024



First-Time, Full-Time Freshmen Profile, Fall 2024

<u>Average SAT</u>	<u>Average ACT</u>	<u>Average High School GPA</u>
Critical Reading:	English: 18	3.44
Math:	Math: 18	
Total:	Composite: 19	