



ENROLLMENT NEWSLETTER FOR SPRING 2024

VALDOSTA STATE UNIVERSITY | OFFICE OF STRATEGIC RESEARCH & ANALYSIS

1500 N. Patterson St. Valdosta, GA 31698 | Phone (229) 333-7831

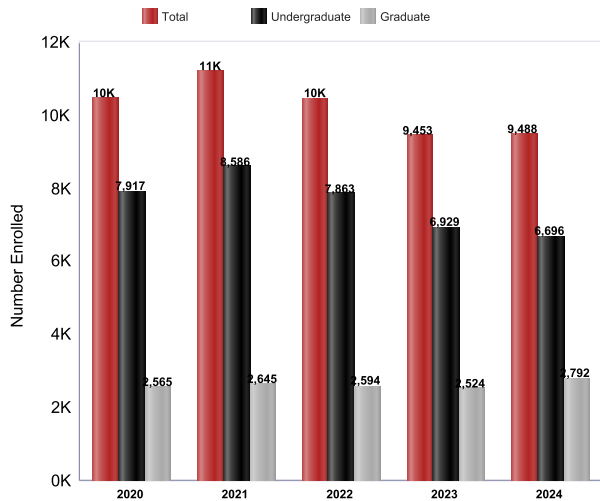
<https://www.valdosta.edu/administration/institutional-research/>



This information has been compiled by the Office of Strategic Research & Analysis (SRA) in an effort to provide useful and timely information to the Valdosta State University community. This information will be updated each semester, upon the availability of official data. Please contact the SRA with any questions regarding this publication.

SPRING 2024 ENROLLMENT

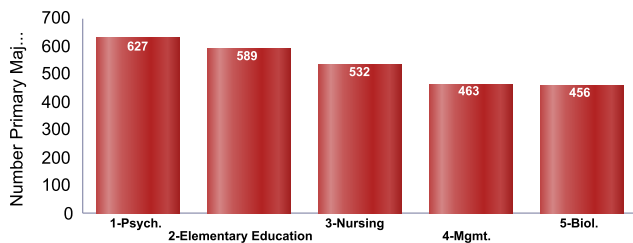
Total Enrollment, Spring 2020-2024



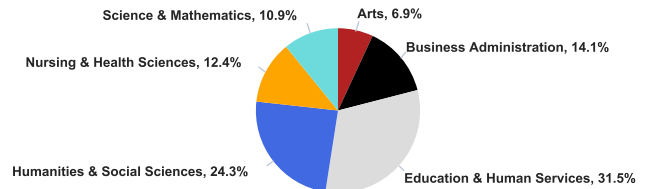
Total Enrollment by Gender and Ethnicity, Spring 2024

Ethnicity	Female	Female %	Male	Male %	Total	Total %
American Indian or Alaska Native	7	0.1%	6	0.2%	13	0.1%
Asian	103	1.6%	83	2.8%	186	2.0%
Black or African American	2,248	34.4%	940	31.8%	3,188	33.6%
Hawaiian/Pacific Islander	8	0.1%	3	0.1%	11	0.1%
Hispanic	594	9.1%	317	10.7%	911	9.6%
Multiracial	249	3.8%	113	3.8%	362	3.8%
Unknown	50	0.8%	34	1.2%	84	0.9%
White	3,277	50.1%	1,456	49.3%	4,733	49.9%
Total	6,536	100.0%	2,952	100.0%	9,488	100.0%

Total Enrollment by 5 Largest Declared Majors, Spring 2024



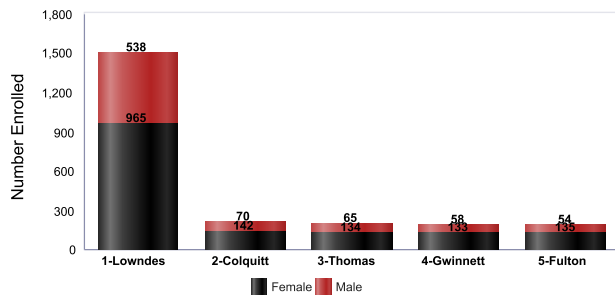
Total Enrollment by College, Spring 2024



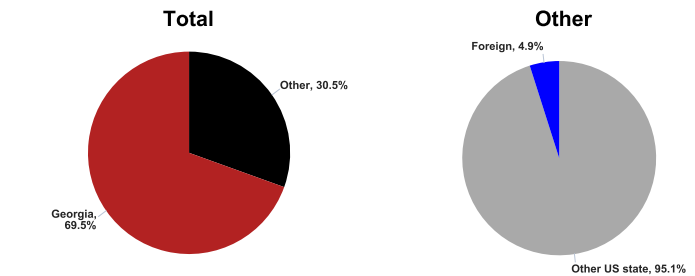
Note: The College of Humanities & Social Sciences includes undecided majors. Pre-business students are included in Business Administration. Pre-nursing students are included in Nursing.

Note: Abbreviations used for space saving.

Total Enrollment by Georgia Counties with Highest Enrollment and Gender, Spring 2024

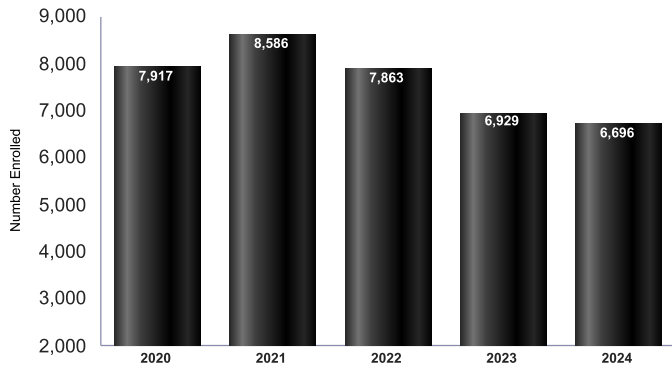


Total Enrollment by Residency, Spring 2024

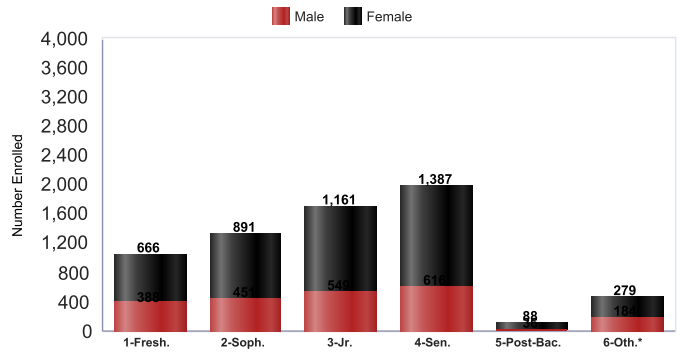


Note: Other includes Other U.S. State and Foreign students.

Undergraduate Enrollment, Spring 2020-2024

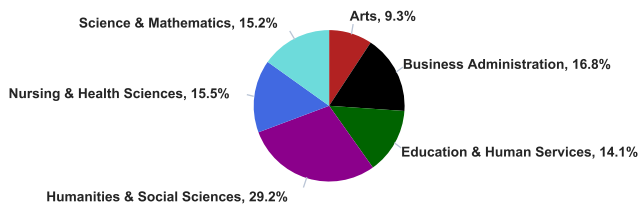


Undergraduate Enrollment by Classification and Gender, Spring 2024



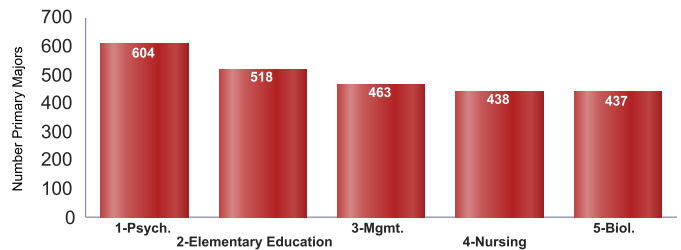
*Includes Joint Enrolled, Transient and Other. Abbreviations used for space saving.

Undergraduate Enrollment by College, Spring 2024



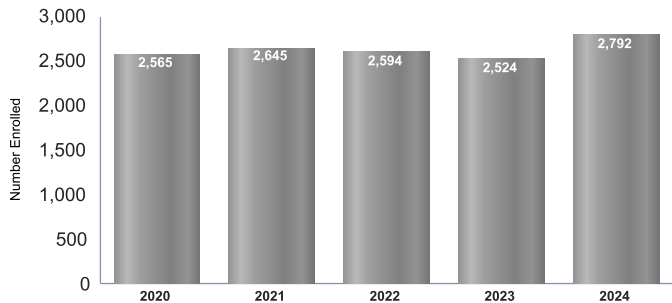
Note: The College of Humanities and Social Sciences includes undecided majors. Pre-business students are included in Business Administration. Pre-nursing students are included in Nursing.

Undergraduate Enrollment by 5 Largest Declared Majors, Spring 2024

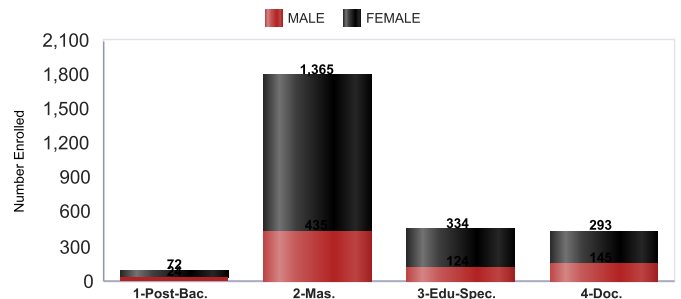


Note: Abbreviations used for space saving.

Graduate Enrollment, Spring 2020-2024

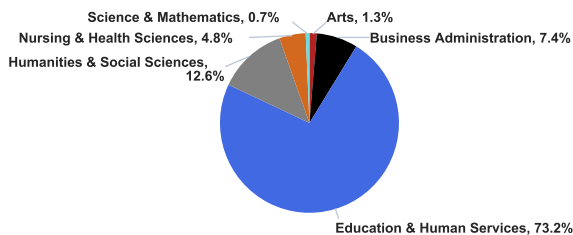


Graduate Enrollment by Classification and Gender, Spring 2024

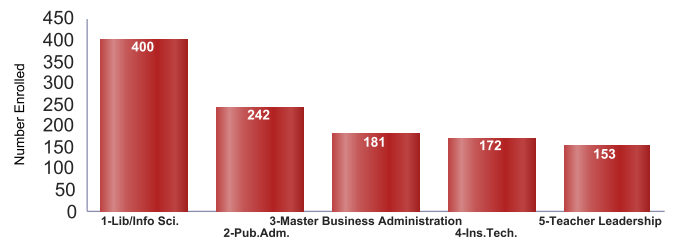


Note: Abbreviations used for space saving.

Graduate Enrollment by College, Spring 2024

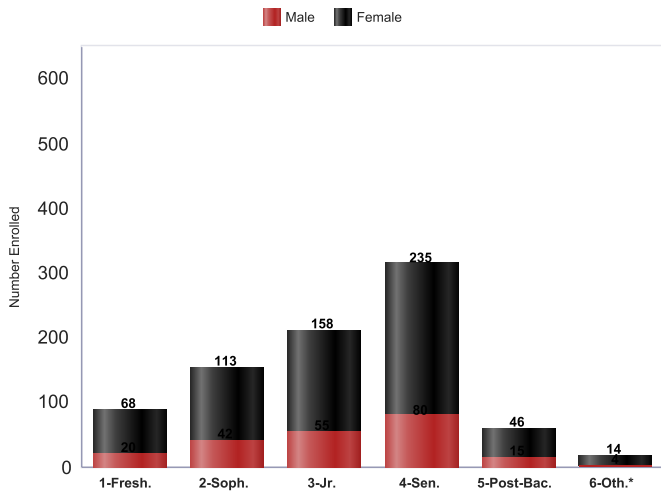


Graduate Enrollment by 5 Largest Declared Majors, Spring 2024

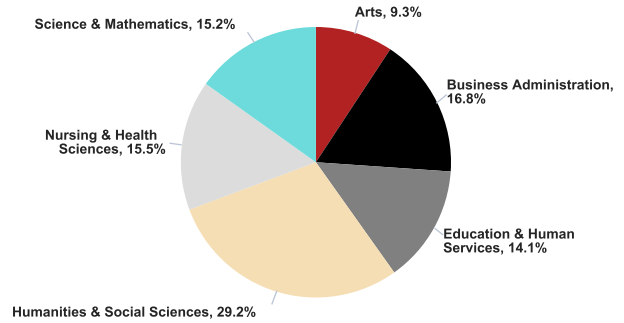


Note: Abbreviations used for space saving.

Undergraduate Adult Learners by Classification and Gender, Spring 2024



Undergraduate Adult Learners by College, Spring 2024

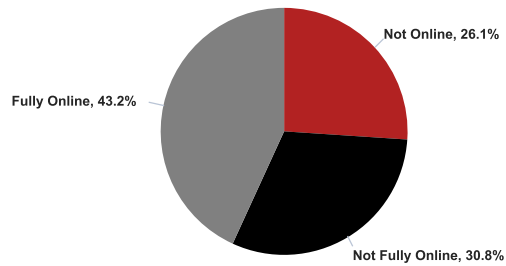


*Includes Joint Enrolled and Transient

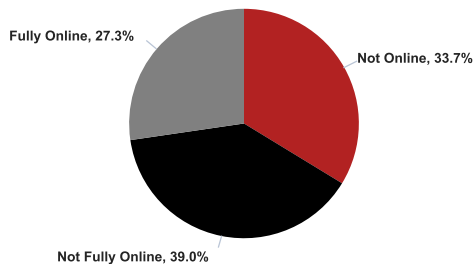
Undergraduate Adult Learners by 5 Largest Declared Majors, Spring 2024



Total Enrollment for Distance Learning, Spring 2024



Undergraduate Enrollment for Distance Learning, Spring 2024



Graduate Enrollment for Distance Learning, Spring 2024

