



VALDOSTA STATE UNIVERSITY STRATEGIC RESEARCH & ANALYSIS

NATIONAL SURVEY OF STUDENT ENGAGEMENT RESULTS, 2005

West Hall, 120 • Phone: 245-6517 • www.valdosta.edu/sra

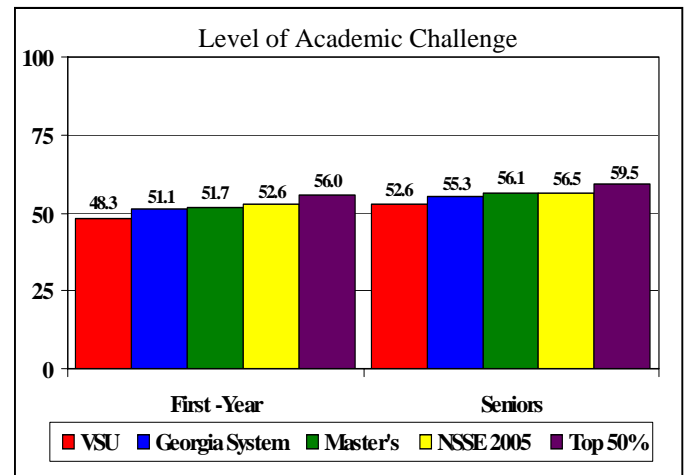
The National Survey of Student Engagement annually obtains information from hundreds of thousands of college students across the nation about their participation in educational programs and activities that increase their learning and personal development. The results indicate how undergraduates spend their time and what they gain from their college experience. Since survey items reflect confirmed “good practices” in undergraduate education, students who engage in these activities are more likely to be successful and to earn a college degree. The highlights presented below for Valdosta State University represent the 261 first-year students and 217 seniors who completed the NSSE survey in Spring 2005. The results are displayed in five benchmark areas and compare VSU’s responses with those from other four-year USG institutions, other Master’s-level universities, all students participating in the NSSE, and the top 50% of institutions nationwide. The benchmarks, measured on a 1-100 point scale, reflect responses to groups of questions. Some specific findings related to each benchmark are included.

Highlights of NSSE 2005: What Our Students Say

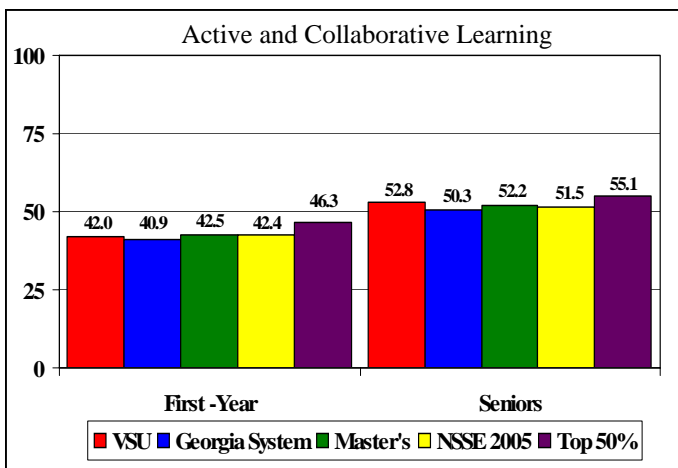
- 88% of both first-year and senior students described their educational experience at VSU as “good” or “excellent.”
- 85% of both first-year and senior students would “probably” or “definitely” attend VSU if they could start over again.
- 64% of first-year students and 65% of seniors reported that VSU was their first choice in attending college.

Benchmark: Level of Academic Challenge

- 68% of first-year students and 82% of seniors at VSU reported that their coursework emphasizes analyzing ideas “quite a bit” or “very much.” This compares with 76% of first-year students and 84% of seniors at Master’s-level institutions.
- 68% of first-year students and 67% of seniors at VSU replied that their coursework emphasizes making judgments about the value of information, arguments, or methods “quite a bit” or “very much.” Comparable Master’s institutions’ percentages are 65% and 71%.
- 60% of first-year students and 66% of seniors at VSU said their coursework emphasizes synthesizing and organizing ideas and information “quite a bit” or “very much.” For Master’s institutions, the corresponding percentages are 64% and 74%, respectively.



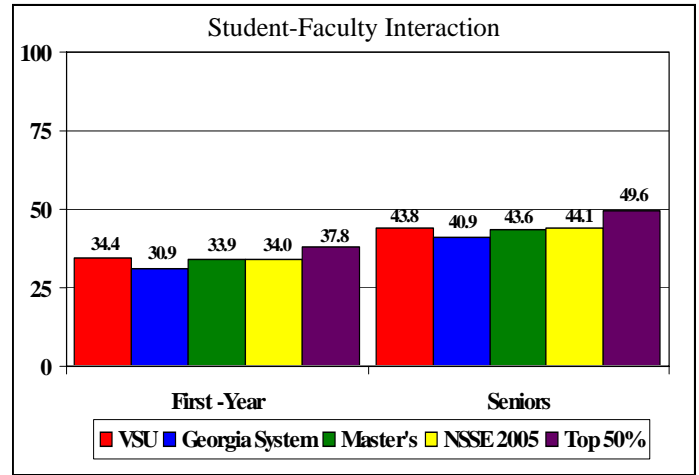
Benchmark: Active and Collaborative Learning



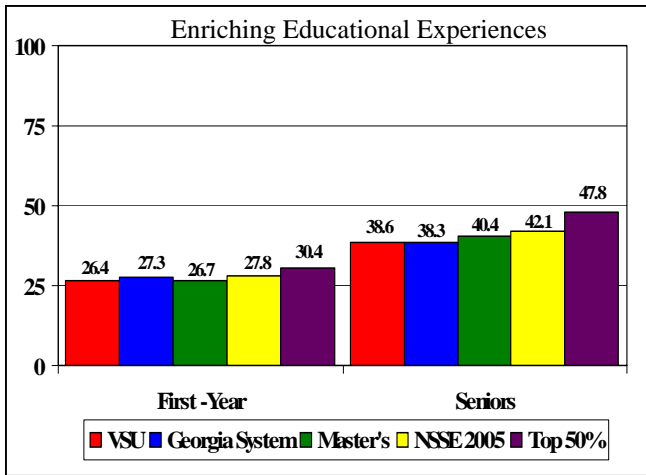
- 55% of the first-year students and 67% of the seniors responding said they “often” or very often” discussed ideas from their readings or classes with others outside of class. This compares with 55% of first-year and 64% of senior students at Master’s-level institutions.
- 13% of first-year students and 20% of seniors at VSU reported participating in a community-based project (e.g., service learning) as part of a regular course “often” or “very often.” Comparable percentages for Master’s-level institutions are 13% and 21%, respectively.
- 10% of first-year students and 23% of seniors at VSU replied that they have tutored or taught other students on either a paid or voluntary basis “often” or “very often.” This corresponds to 14% of first-year students and 22% of seniors at Master’s institutions.

Benchmark: Student-Faculty Interaction

- 60% of first-year students and 74% of seniors at VSU said they received prompt feedback from faculty on their academic performance “often” or “very often.” Corresponding figures for Master’s institutions are 61% and 72%, respectively.
- 36% of first-year students and 49% of seniors at VSU reported discussing career plans with a faculty member or advisor “often” or “very often.” This compares with 31% of first-year students and 46% of seniors at Master’s institutions.
- 16% of first-year students and 21% of seniors at VSU responded that they worked with faculty members on activities other than coursework “often” or “very often.” This compares with 14% of first-year students and 24% of seniors in Master’s institutions.



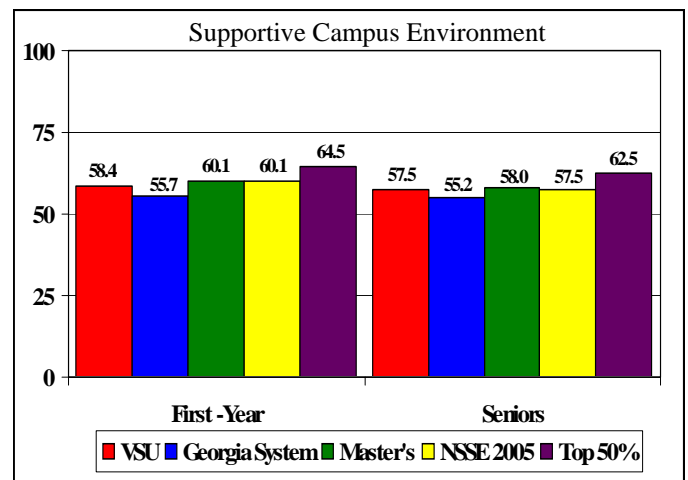
Benchmark: Enriching Educational Experiences



- 60% of VSU seniors reported participating in community service or volunteer work, and another 17% plan to do so. Comparable percentages for Master’s institutions are 62% and 13%.
- 55% of first-year students and 57% of seniors at VSU reported that they had serious conversations with students of a different race or ethnicity “often” or “very often.” This compares with 48% of first-year students and 49% of seniors at Master’s institutions.
- 54% of VSU seniors responded that they have completed a practicum, internship, field experience, co-op experience or clinical assignment, and another 25% said they plan to do so. This compares with 56% and 21%, respectively, at Master’s institutions.

Benchmark: Supportive Campus Environment

- 70% of first-year and 68% of senior-level students described VSU’s institutional environment as providing the support they need to succeed academically either “quite a bit” or “very much.” This compares with 75% of first-year students and 72% of seniors for Master’s institutions.
- 61% of first-year students and 65% of seniors at VSU rated their quality of relationships with other students as a “6” or “7” on a scale of “1” (unfriendly) to “7” (friendly, supportive). Comparable percentages for Master’s institutions are 59% and 64%, respectively.
- 37% of first-year students and 57% of seniors at VSU rated their quality of relationships with faculty as a “6” or “7” on a scale of “1” (unavailable, unhelpful) to “7” (available, helpful). This compares with 50% of first-year students and 63% of seniors at Master’s institutions.



General Education Outcomes

- 87% of VSU seniors report developing their ability to use computing and information technology “quite a bit” or “very much.”
- 85% of VSU seniors report acquiring a broad, general education “quite a bit” or “very much.”
- 82% of VSU seniors report increasing their ability to work effectively with others “quite a bit” or “very much.”
- 78% of VSU seniors report developing their ability to think critically and analytically “quite a bit” or “very much.”
- 77% of VSU seniors report developing their ability to analyze quantitative problems “quite a bit” or “very much.”
- 75% of VSU seniors report developing their ability to write clearly and effectively “quite a bit” or “very much.”