

Valdosta State University



2008-09 FACT BOOK

STRATEGIC RESEARCH & ANALYSIS

20th Edition

Table of Contents

Foreword	2
General Information	3
Brief Chronology of VSU	4
Concise Mission Statement	5
Strategic Goals	6
President	7
Organizational Chart	8
Board of Regents Administration	9
Board of Regents Organization Chart	10
Accreditation	11
Degrees and Majors Offered	12
Student Information	15
Admissions	16
Headcount and Full-Time Equivalent (FTE)	17
Enrollment Status by Full-time/Part-time	17
New Student Enrollment	18
Student Enrollment by Classification	19
Enrollment by Ethnicity and Gender	20
Total Enrollment by College	21
Enrollment by College and Enrollment Status	22
Student Information by Residency	23
Enrollment by Georgia County of Residence	24
Enrollment by State of Residence	25
Enrollment by Country of Residence	26
Total Degrees Conferred by College FY2004 - FY2008	27
Degrees Conferred by Level and College FY2004 - FY2008	28
One Year Retention Rates	29
Graduation Rates	30
Alumni by Georgia County of Residence	31
Alumni by State of Residence	32
Student Services	33
Housing	34
Financial Aid Awarded to Enrolled Undergraduates 2007-08	35
Financial Aid - Number of Enrolled Undergraduates Awarded Aid 2007-08	36
Odum Library Collections	37
Student Success Center	38

Table of Contents

Employee Information	39
All Employees by Occupational Activity - Fall 2008.....	40
All Employees by Ethnicity and Gender - Fall 2008.....	41
All Instructional Faculty by College.....	42
Full-Time Instructional Faculty by Ethnicity and Gender.....	43
Full-Time Instructional Faculty by Rank and Tenure Status.....	44
Grants & Contracts	45
Financial Information	51
Distribution of Education & General Revenue by Source.....	52
Education & General Budget Expenditures.....	53
Distribution of Education & General Expenditures by Function.....	54
Total Education & General Expenditures per Equivalent Full-Time Student	55
Student Activities Revenue by Source.....	56
Student Activities Expenditures by Function.....	56

Foreword

Welcome to the 20th edition of the Valdosta State University Fact Book.

The Fact Book is a compilation of commonly requested data and statistical information about VSU. It includes information about students, alumni, faculty, and staff. Information on institutional measures such as admissions, enrollment, retention, graduation, sponsored research, and university finances is also included.

Strategic Research & Analysis produces this publication annually in an effort to provide reliable and accurate information to the VSU community.

We extend our appreciation to all of the University Offices that assisted us with the collection and development of information.

For more information on any topics included in this publication, please contact:

Strategic Research & Analysis
Valdosta State University
phone: (229) 245-6517
fax: (229) 245-6519
web: www.valdosta.edu/sra

General Information

- **Brief Chronology of Valdosta State University**
- **Concise Mission Statement**
- **Strategic Goals**
- **President's Office**
- **Organizational Chart**
- **Board of Regents**
- **Accreditations**
- **Degrees and Majors Offered**

- **Valdosta State College became a Regional University within the University System of Georgia on July 1, 1993; its name was officially changed to Valdosta State University.**
- **VSU is celebrating its centennial years from 2006 to 2013, marking the institution's establishment and opening.**
- **The five colleges within the University are: the College of Arts and Sciences, the Langdale College of Business Administration, the Dewar College of Education, the College of the Arts, and the College of Nursing. VSU's Graduate School includes the Divisions of Social Work and Library and Information Science.**
- **VSU was recognized as winning three 2008 Chancellor's Customer Services Awards at the October Board of Regents meeting.**
- **VSU has hosted the Governor's Honors Program (GHP) for the last twenty-nine years.**

Brief Chronology of VSU

A special act of the Georgia Legislature established an institution of higher learning in Valdosta, Georgia, in 1906. However, no appropriation was made for buildings or maintenance until the summer of 1911, when the State appropriated \$30,000 for a building and equipment.

With a community enthusiasm that has continued to the present day, the City of Valdosta first donated 60 acres of land and \$50,000 to be used toward establishing the college. The first building, Converse Hall, was erected and furnished at a cost of \$55,000.

In 1912, the Legislature granted an adequate annual appropriation for maintenance, and the future of the institution was assured. The college, called the South Georgia State Normal College, opened to “young ladies” on January 2, 1913, and offered two years of college work.

An act of the Georgia Legislature in 1922 changed the institution’s name to Georgia State Womans College at Valdosta and authorized a four-year program leading to the bachelor’s degree.

The Board of Regents approved the coeducational designation in 1950 and changed the name to Valdosta State College.

In 1993, Valdosta State College was named a Regional University by the Board of Regents. In fall 1998, Valdosta State University adopted the semester system.

The institution has been led by eight presidents: Richard H. Powell (1913-1933), Jere M. Pound (1933-1935), Frank R. Reade (1935-1948), James R. Thaxton (1948-1966), Sidney W. Martin (1966-1978), Hugh C. Bailey (1978-2001), Ronald M. Zaccari (2002-2008), and Patrick J. Schloss, who assumed leadership of the university in August 2008.

Source: 2007-2008 VSU Undergraduate Bulletin; VSU Office of the President, 2008.

Concise Mission Statement

The mission of Valdosta State University is to:

- Prepare our students to meet global opportunities and challenges through excellence in teaching and learning.
- Expand the boundaries of current knowledge, and explore the practical applications of that knowledge, through excellence in scholarship and creative endeavors.
- Promote the economic, cultural, and educational progress of our community and of our region, through excellence in service outreach.

VSU seeks to accomplish this mission in a dynamic, student-centered learning environment marked by respect for the diverse abilities, backgrounds, and contributions of all members of the university community.

Source: VSU Office of the President, 2009.

Strategic Goals

University Goal 1: Enrollment & Retention

Intentionally grow undergraduate and graduate enrollment (to 12,000 over the next 5 years) through additional new students and increased retention and graduation rates of existing students.

University Goal 2: Academic Programs

Develop programs in health-related professions; while continuing to offer, identify, and develop programs which prepare students to be responsible, thoughtful and productive citizens.

University Goal 3: Diversity

Move beyond tolerance by actively promoting acceptance, inclusion, appreciation, and respect for human similarities and differences.

University Goal 4: Faculty and Staff Development

Enhance employment excellence and identify best practices in developing and retaining quality faculty and staff.

University Goal 5: Financial Support

Establish the infrastructure to increase sponsored research and private gifts as a percent of the total budget to position VSU to achieve its mission.

Source: VSU Office of Strategic Planning, July 2006.

President



Dr. Patrick J. Schloss

Dr. Patrick J. Schloss became Valdosta State University's eighth president on August 1, 2008. Schloss came to VSU from Northern State University in Aberdeen, South Dakota, where he served as president for four years.

Prior to arriving at Northern, Schloss served Bloomsburg University of Pennsylvania in several capacities, including acting president, provost and vice president for academic affairs, and assistant vice president and dean of Graduate Studies and Research. Schloss also served as director of the Office of Research in the College of Education and professor and chair of the Department of Special Education at the University of Missouri, and professor-in-charge of special education at The Pennsylvania State University.

Schloss has published over one hundred peer reviewed articles and ten books. His latest book is *Instructional Methods for Adolescents with Learning and Behavior Problems*. He has served as editor or consulting editor for a number of journals relating to issues and methods for supporting individuals with disabilities.

Presidents of Valdosta State University

Richard H. Powell
1913 - 1933

Jere M. Pound
1933 - 1935

Frank R. Reade
1935 - 1948

James R. Thaxton
1948 - 1966

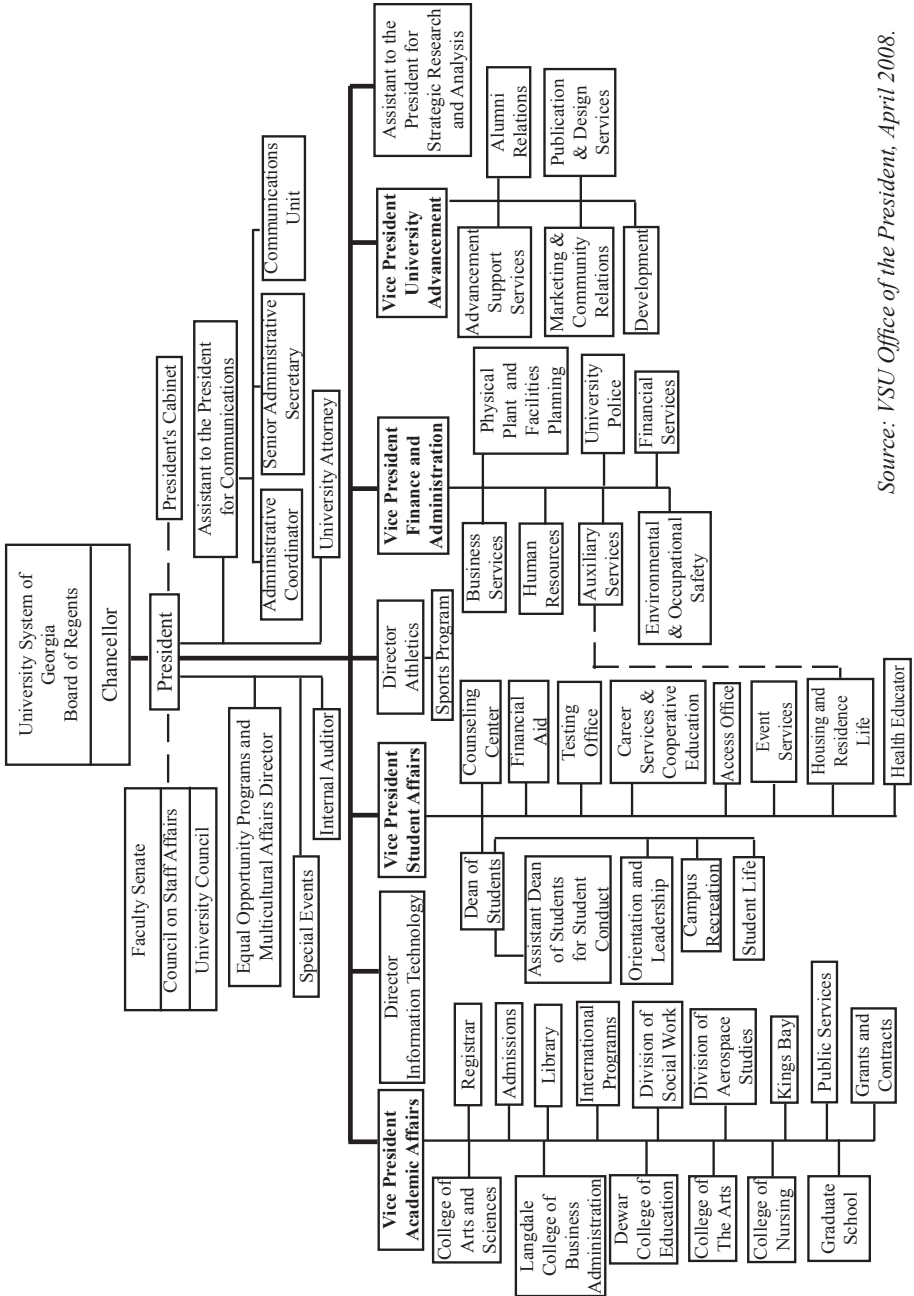
Sidney W. Martin
1966 - 1978

Hugh C. Bailey
1978 - 2001

Ronald M. Zaccari
2002 - 2008

Patrick J. Schloss
2008 - present

Organizational Chart



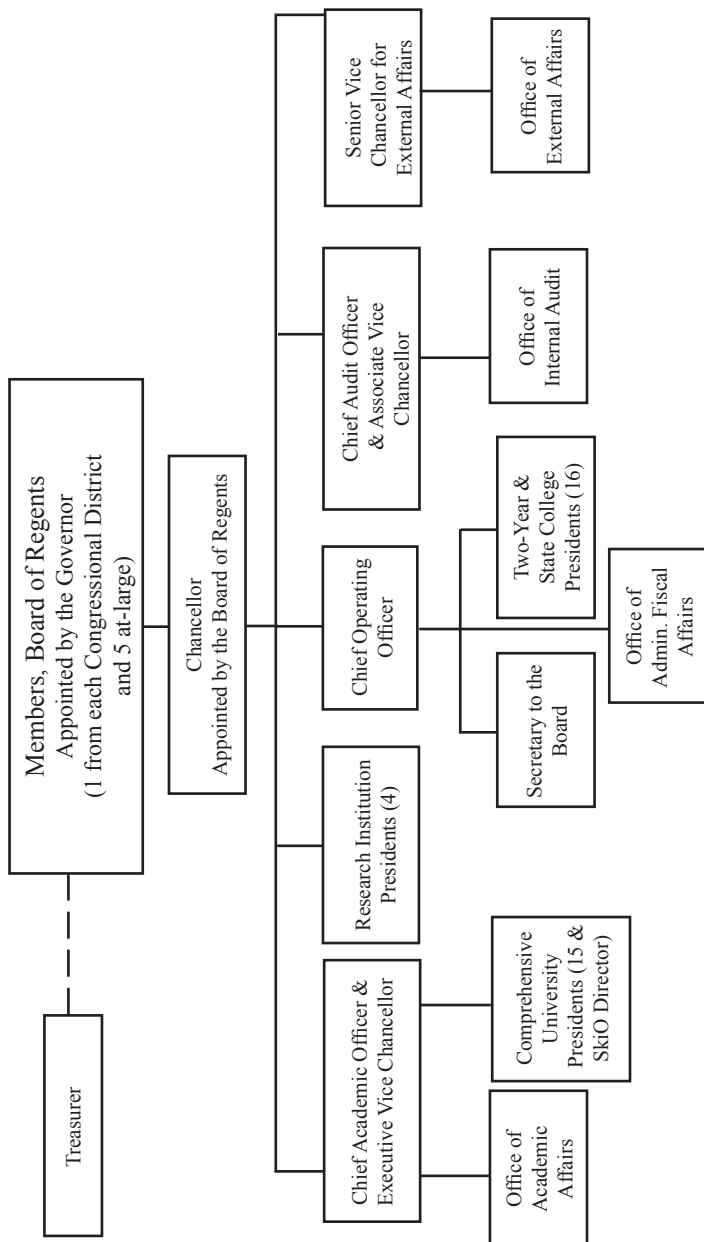
Source: VSU Office of the President, April 2008.

Board of Regents Administration

Regent	Home
Kenneth R. Bernard, Jr.	Douglasville
James A. Bishop	Brunswick
Hugh A. Carter, Jr.	Atlanta
William H. Cleveland	Atlanta
Robert F. Hatcher, Vice Chair	Macon
Felton Jenkins	Madison
W. Mansfield Jennings, Jr.	Hawkinsville
James R. Jolly	Dalton
Donald M. Leebern, Jr.	McDonough
Elridge McMillan	Atlanta
William NeSmith, Jr.	Athens
Doreen Stiles Poitevint	Bainbridge
Willis J. Potts, Jr.	Rome
Wanda Yancey Rodwell	Stone Mountain
Kessel Stelling, Jr.	Alpharetta
Benjamin J. Tarbuton, III	Sandersville
Richard L. Tucker, Chair	Lawrenceville
Allan Vigil	Morrow

Source: University System of Georgia (USG) Board of Regents, retrieved October 2008.

Board of Regents Organizational Chart



Source: USG Board of Regents, retrieved March 2008.

Accreditation

Valdosta State University is accredited by the following organizations:

- Commission on Colleges Southern Association of Colleges and Schools
- AACSB International - The Association to Advance Collegiate Schools of Business
- American Library Association
- Commission on Accreditation of Athletic Training Education Programs
- Commission on Accreditation for Marriage and Family Therapy Training and Education of the American Association for Marriage and Family Therapy
- Commission on Applied and Clinical Sociology
- Commission on Collegiate Nursing Education
- Committee on Professional Training of the American Chemical Society
- Council on Academic Accreditation of the American Speech Language Hearing Association (for the Master's degree in Communication Disorders Program)
- Council on Social Work Education
- Georgia Professional Standards Commission (for the Teacher Education Programs)
- National Association of School Psychologists (graduate)
- National Association of Schools of Art and Design
- National Association of Schools of Music (graduate and undergraduate)
- National Association of Schools of Public Affairs and Administration
- National Association of Schools of Theatre
- National Council for Accreditation of Teacher Education
- Public Relations Society of America

Source: 2008-2009 VSU Undergraduate Catalog.

Degrees and Majors Offered

COLLEGE OF ARTS & SCIENCES		
DEPARTMENTS	MAJOR PROGRAMS OF STUDY	DEGREES
Biology	Biology	B.S.
Chemistry	Chemistry	B.S.
English	English	B.A.
History	History	B.A.
Mathematics & Computer Science	Mathematics	B.A.
	Applied Mathematics	B.S.
	Computer Science	B.S.
	Computer Information Systems	B.S.
Modern & Classical Languages	French	B.A.
	Spanish	B.A.
Philosophy & Religious Studies	Philosophy & Religious Studies	B.A.
Physics, Astronomy, & Geosciences	Physics	B.S.
	Astronomy	B.S.
	Environmental Geosciences	B.S.
Political Science	Political Science	B.A.
	Legal Assistant Studies	B.A.
Sociology, Anthropology, & Criminal Justice	Sociology & Anthropology	B.A.
	Criminal Justice	B.A.
College-wide	Associate of Arts	A.A.
	General Studies	B.G.S.
COLLEGE OF BUSINESS ADMINISTRATION		
DEPARTMENTS	MAJOR PROGRAMS OF STUDY	DEGREES
Accounting & Finance	Accounting	B.B.A.
	Finance	B.B.A.
Management	Management	B.B.A.
Marketing & Economics	Marketing	B.B.A.
	Economics	B.B.A.
COLLEGE OF EDUCATION		
DEPARTMENTS	MAJOR PROGRAMS OF STUDY	DEGREES
Adult & Career Education	Business Education	B.S.Ed.
	Technical, Trade, & Industrial Education	B.S.Ed.
	Office Administration and Technology	B.S.
	Technical Studies	B.A.S.
	Cooperative Technical Program	A.A.S.
	Dental Hygiene	A.A.S.

Degrees and Majors Offered

Early Childhood & Special Education	Early Childhood Education	B.S.Ed.
	Special Education General Curriculum/Early Childhood	B.S.Ed.
Kinesiology & Physical Education	Exercise Physiology	B.S.E.P.
	Health & Physical Education	B.S.Ed.
	Athletic Training	B.S.
Middle, Secondary, Reading, & Deaf Education	Middle Grades Education	B.S.Ed.
	American Sign Language/Interpreting	B.S.Ed.
Psychology & Counseling	Psychology	B.A., B.S
Communication Sciences & Disorders	Communication Disorders	B.S.Ed.
COLLEGE OF THE ARTS		
DEPARTMENTS	MAJOR PROGRAMS OF STUDY	DEGREES
Art	Art	B.A., B.F.A.
	Art Education	B.F.A.
	Interior Design	B.F.A.
Communication Arts	Dance	B.F.A.
	Mass Media	B.F.A.
	Speech Communication	B.F.A.
	Theatre Arts	B.F.A.
Music	Music	B.A.
	Music Performance	B.M.
	Music Education	B.M.
COLLEGE OF NURSING		
DEPARTMENTS	MAJOR PROGRAMS OF STUDY	DEGREES
Nursing	Nursing	B.S.N.
THE GRADUATE SCHOOL		
DEPARTMENTS	MAJOR PROGRAMS OF STUDY	DEGREES
College of Arts & Sciences	Biology	M.S.
	Criminal Justice	M.S.
	English	M.A
	History	M.A
	Marriage & Family Therapy	M.S.
	Public Administration	M.P.A., D.P.A.
	Sociology	M.S.
COLLEGE OF BUSINESS		
Business Administration	Business Administration	M.B.A.
COLLEGE OF EDUCATION		
Adult & Career Education	Adult & Career Education	M.Ed., Ed.D.

Degrees and Majors Offered

Communication Sciences & Disorders	Communication Disorders	M.Ed.
Curriculum, Leadership, & Technology	Curriculum & Instruction	Ed.D.
	Instructional Technology	M.Ed., Ed.S.
	Leadership	Ed.D.
	Educational Leadership	M.Ed., Ed.S.
	Post-Baccalaureate Certificate with a Major in Online Teaching	Advanced Certificate
Early Childhood & Special Education	Early Childhood Education	M.Ed.
	Interrelated Special Education and Early Childhood Education	M.Ed.
	Special Education	M.A.T., M.Ed.
Kinesiology & Physical Education	Health & Physical Education	M.Ed.
	Coaching Pedagogy	Ed.S.
Middle, Secondary, Reading, & Deaf Education	Middle Grades Education	M.A.T., M.Ed.
	Secondary Education	M.A.T., M.Ed.
	Teaching & Learning	Ed.S.
	Reading Education	M.Ed.
	Accomplished Teaching	M.Ed.
Psychology & Counseling	Psychology	M.S.
	School Counseling	M.Ed., Ed.S.
	School Psychology	Ed.S.
COLLEGE OF NURSING		
College of Nursing	Nursing	M.S.N.
COLLEGE OF THE ARTS		
Art	Art Education	M.A.E.
Communication Arts	Communication Arts	M.A.
Music	Music Performance	M.M.P.
	Music Education	M.M.E.
ACADEMIC DIVISIONS		
Division of Social Work	Social Work	M.S.W.
Library & Information Science	Library & Information Science	M.L.I.S.

Source: 2008-2009 VSU Undergraduate Catalog, VSU Colleges and Divisions.

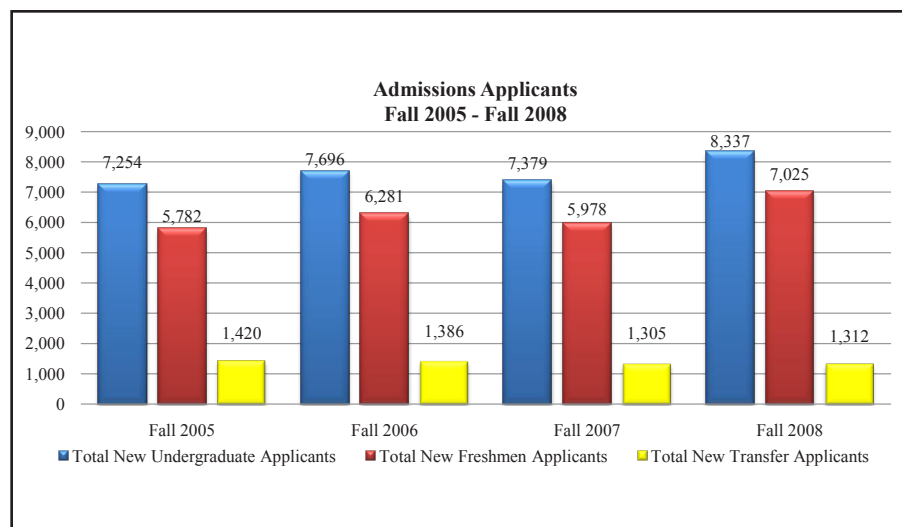
Student Information

- Admissions
 - Headcount Enrollment and FTE
 - New Student Enrollment
 - Enrollment by Class Level
 - Enrollment by Ethnicity and Gender
 - Enrollment by College
 - Student Residency by Georgia County, State, and Country
 - Degrees Conferred
 - Retention and Graduation Rates
 - Alumni Information
-
- Enrollment for Fall semester 2008 was 11,490 which was a 1.9% increase from Fall semester 2007.
 - New students totaled 3,217 in Fall 2008 which was a 1.6% increase from 2007.
 - The student body is a diverse group. Females represent 62% of the student body. Self-declared minorities comprise 32% of students.
 - Georgians comprise 92% of the total enrollment. Students come from 155 of the 159 counties in the state, 46 states, 2 territories, 1 district, and more than 65 countries.
 - Degrees conferred during FY2008 totaled 2,156.
 - Georgia is home to 74% of VSU alumni. Lowndes (6,553), Tift (1,177), Thomas (1,176), and Colquitt (1,101) counties all have more than 1,000 VSU alumni residents per county.
 - VSU is represented by alumni who reside in all fifty states, the District of Columbia, and countries throughout the world. There are 43,217 VSU graduates (excluding military) living in the fifty states and the District of Columbia.

Admissions

Status of Applicant	Fall 2005	Fall 2006	Fall 2007	Fall 2008
Total Number of New Undergraduate Applicants	7,254	7,696	7,379	8,337
Total Number of New Freshmen Applicants	5,782	6,281	5,978	7,025
Total New Transfer Applicants	1,420	1,386	1,305	1,312
Percentage of Applicants Accepted	65%	61%	63%	64%
Percentage of Accepted Applicants Enrolled	54%	57%	60%	52%
Total Freshmen Applicants Rejected	795	944	976	1,316
Total Transfer Applicants Rejected	102	76	76	114
Total Cancelled Applications	371	316	343	330

Source: VSU Admissions Office, October 2008.



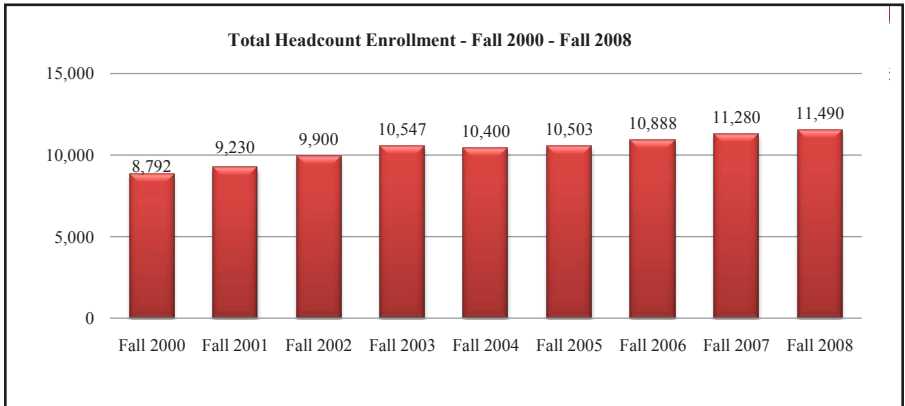
Source: VSU Admissions Office, October 2008.

Analysis by VSU Strategic Research & Analysis (SRA), October 2008.

Headcount and Full-Time Equivalent (FTE)

	Fall 2005	Fall 2006	Fall 2007	Fall 2008
Headcount	10,503	10,888	11,280	11,490
FTE	9,431	9,842	10,287	10,489

Source: VSU SRA, October 2008.



Source: VSU SRA, October 2008

Enrollment Status by Full-time/Part-time

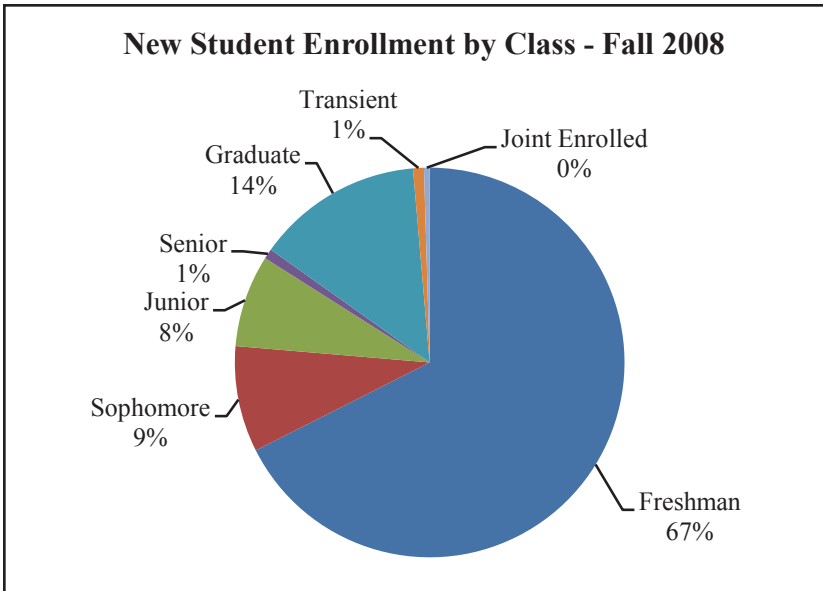
	Fall 2005	Fall 2006	Fall 2007	Fall 2008
Full-Time	7,986	8,440	8,883	9,064
Part-Time	2,517	2,448	2,397	2,426
Percent Full Time	76.0%	77.5%	78.8%	78.9%
Percent Part Time	24.0%	22.5%	21.2%	21.1%

Source: VSU SRA, October 2008.

New Student Enrollment

	Fall 2005	Fall 2006	Fall 2007	Fall 2008
Freshman	1,875	2,119	2,117	2,171
Sophomore	262	279	285	285
Junior	297	262	298	246
Senior	34	34	32	27
Graduate	283	287	377	444
Transient	39	40	30	29
Joint Enrolled	26	33	27	15
Total	2,816	3,054	3,166	3,217

Source: USG Semester Enrollment Reports, 2005-2008.

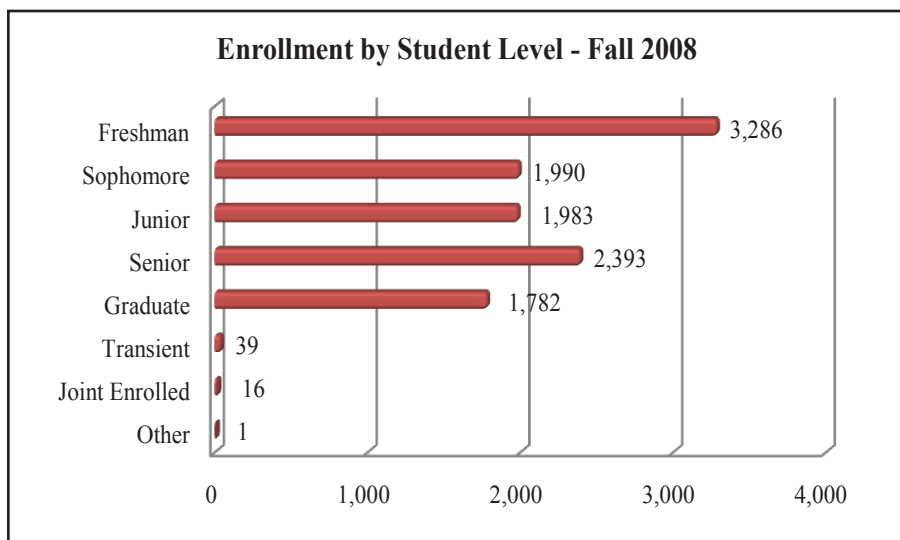


Source: USG Semester Enrollment Reports, 2005-2008. Analysis by SRA, October 2008.

Student Enrollment by Classification

	Fall 2005	Fall 2006	Fall 2007	Fall 2008
Freshman	2,942	3,255	3,240	3,286
Sophomore	1,936	1,803	2,010	1,990
Junior	1,874	2,010	1,921	1,983
Senior	2,260	2,325	2,483	2,393
Graduate	1,410	1,399	1,552	1,782
Transient	50	57	38	39
Joint Enrolled	30	35	32	16
Other	1	4	4	1
Total	10,503	10,888	11,280	11,490

Source: VSU SRA, October 2008.

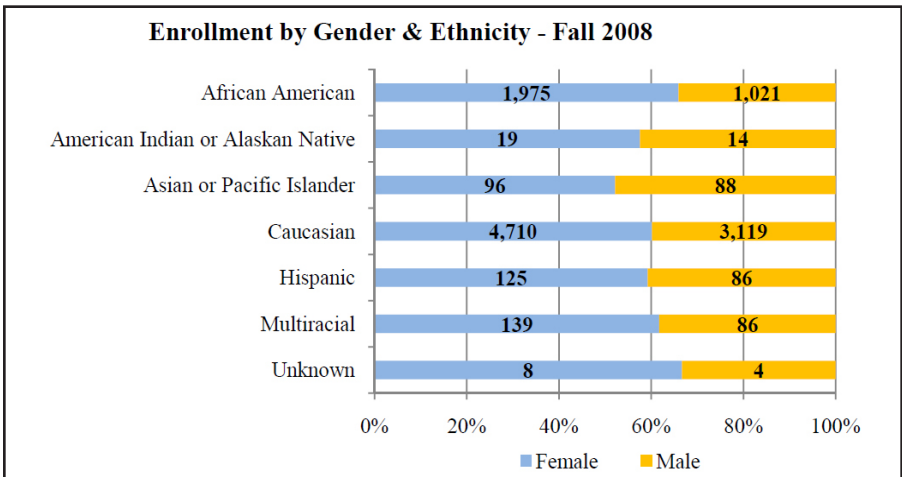


Source: VSU SRA, October 2008.

Enrollment by Ethnicity and Gender

	Fall 2005	Fall 2006	Fall 2007	Fall 2008
Gender				
Male	4,098	4,243	4,341	4,418
Female	6,405	6,645	6,939	7,072
Ethnicity				
Caucasian Male	3,105	3,144	3,169	3,119
Caucasian Female	4,649	4,732	4,794	4,710
African American Male	756	846	904	1,021
African American Female	1,444	1,600	1,795	1,975
Other Male	237	253	268	278
Other Female	312	313	350	387
Total	10,503	10,888	11,280	11,490

Source: VSU SRA, October 2008.



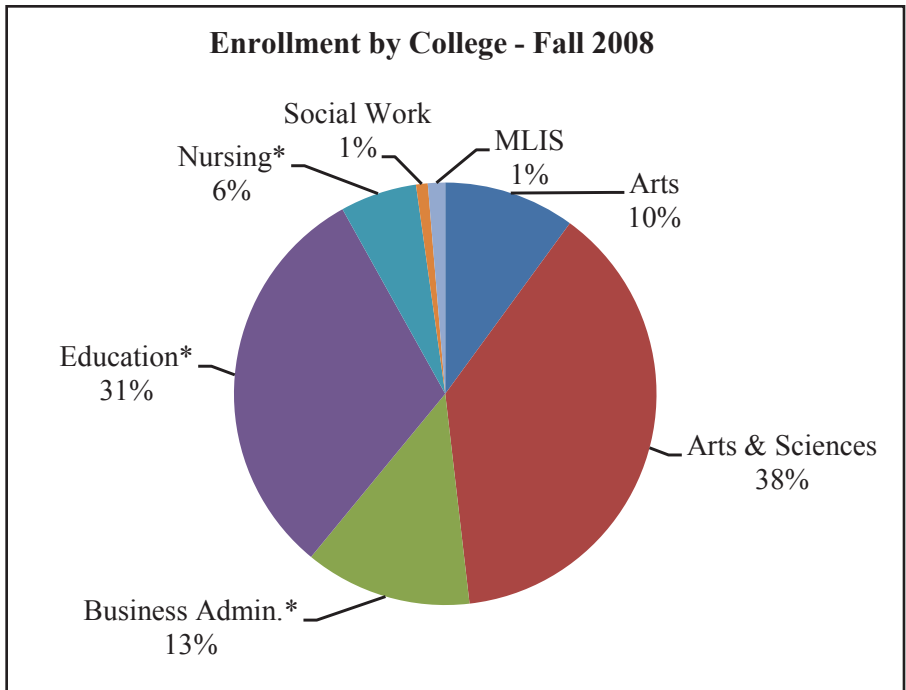
Source: VSU SRA, October 2008.

Total Enrollment by College

College	Fall 2005	Fall 2006	Fall 2007	Fall 2008
Arts	1,032	1,082	1,108	1,154
Arts & Sciences	3,955	4,317	4,345	4,380
Business Administration*	1,353	1,413	1,455	1,470
Education*	3,408	3,327	3,518	3,557
Nursing*	577	566	658	674
Social Work	107	103	97	103
Library & Information Science (MLIS)	71	80	99	152
Total	10,503	10,888	11,280	11,490

Source: VSU SRA, October 2008.

Note: * includes intended majors



Source: VSU SRA, October 2008.

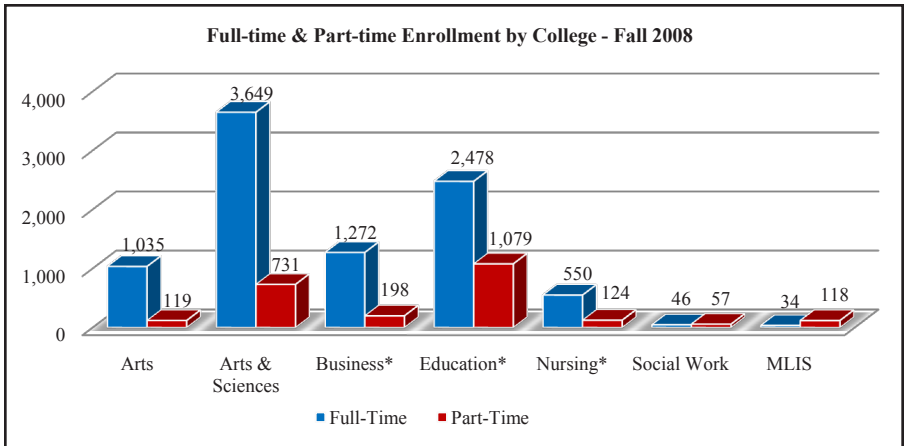
Note: * includes intended majors

Enrollment by College and Enrollment Status

College/ Division	Undergraduate			Graduate			Grand Total
	Full Time	Part Time	Total	Full Time	Part Time	Total	
Arts	1,030	114	1,144	5	5	10	1,154
Arts & Sciences	3,516	598	4,114	133	133	266	4,380
Business Administration*	1,262	161	1,423	10	37	47	1,470
Education*	2,087	332	2,419	391	747	1,138	3,557
Nursing*	510	98	608	40	26	66	674
Social Work	NA	NA	NA	46	57	103	103
Library & Information Science (MLIS)	NA	NA	NA	34	118	152	152
Total	8,405	1,303	9,708	659	1,123	1,782	11,490

Source: VSU SRA, October 2008.

Note: * includes intended majors



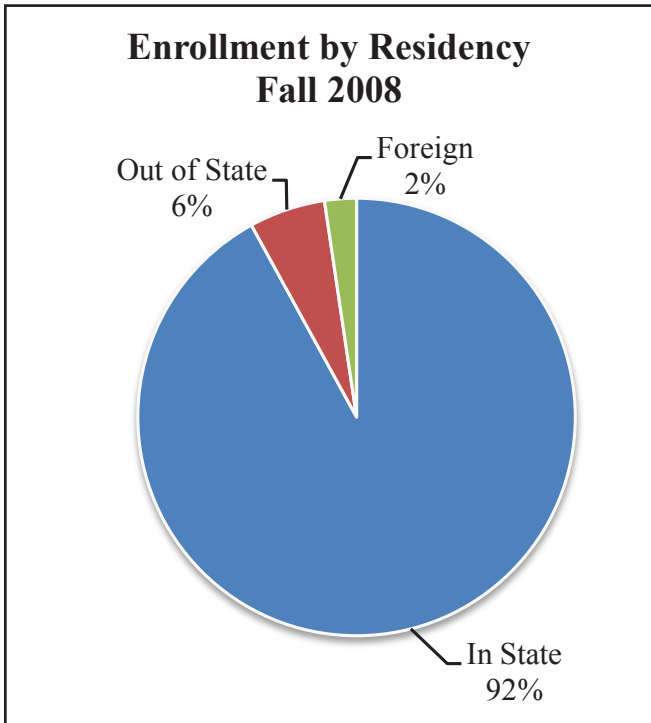
Source: VSU SRA, October 2008.

Note: * includes intended majors

Student Information by Residency

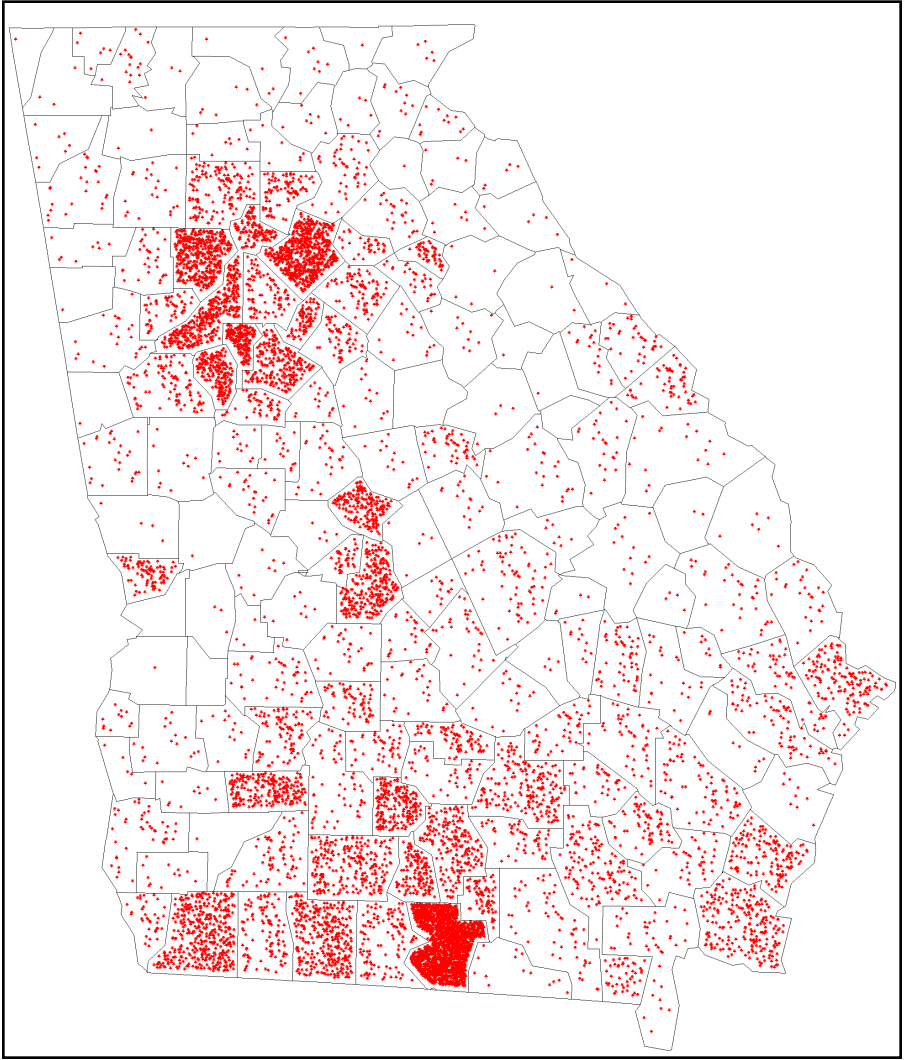
	Fall 2005	Fall 2006	Fall 2007	Fall 2008
Georgia Residents	9,839	10,038	10,423	10,573
Remainder of U.S. and Territories	522	619	593	647
Foreign	142	231	264	270
Total	10,503	10,888	11,280	11,490

Source: VSU SRA, October 2008.



Source: VSU SRA, October 2008.

Enrollment by Georgia County of Residence



Source: VSU SRA, October 2008.

Top 20 Georgia Counties of Fall 2008 Enrollment

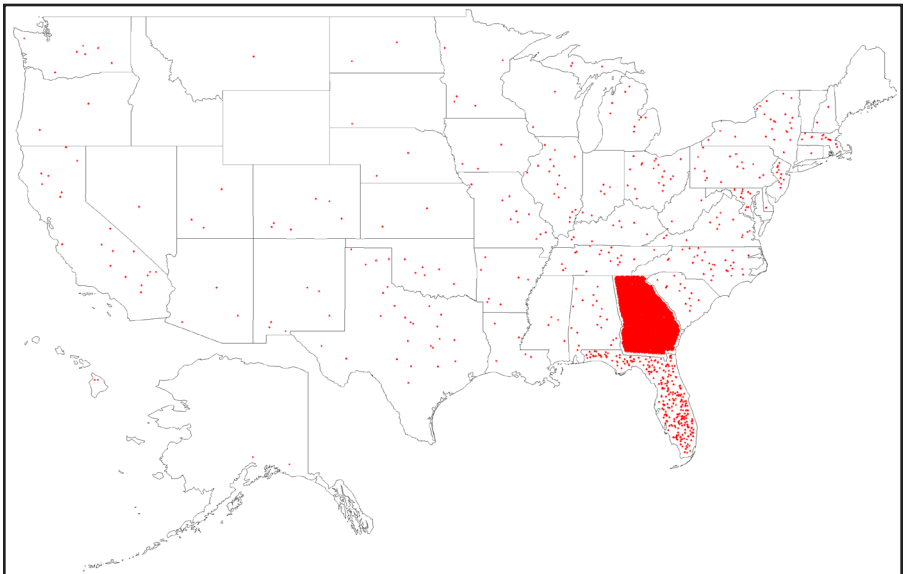
Lowndes	1,888	Thomas	327	Dougherty	217	Bibb	180
Gwinnett	616	Houston	262	Berrian	198	Clayton	176
Fulton	484	Colquitt	227	Tift	194	Ware	170
Cobb	430	Camden	220	Fayette	190	Glynn	144
DeKalb	404	Henry	219	Coffee	187	Chatham	138

Source: VSU SRA, October 2008.

Enrollment by State of Residence

Georgia	10,573	Missouri	10	Kansas	2
Florida	281	Kentucky	8	Nebraska	2
North Carolina	28	Arizona	7	New Hampshire	2
Texas	26	Washington	7	North Dakota	2
New York	23	Colorado	6	Oregon	2
Alabama	19	Indiana	6	West Virginia	2
California	19	New Mexico	6	Wisconsin	2
Ohio	19	Oklahoma	6	Connecticut	1
Tennessee	18	Louisiana	5	Delaware	1
Illinois	17	Minnesota	5	Montana	1
Pennsylvania	15	Mississippi	4	Nevada	1
Massachusetts	13	Arkansas	3	Puerto Rico	1
South Carolina	13	Hawaii	3	Rhode Island	1
Virginia	13	Iowa	3	South Dakota	1
Maryland	12	Utah	3	Virgin Islands	1
Michigan	12	Alaska	2	Total U.S.	11,220
New Jersey	11	District of Col.	2		

Source: VSU SRA, October 2008.



Source: VSU SRA, October 2008.

Enrollment by Country of Residence

United States of America	11,220
India	26
Germany	23
Belize	15
Japan	14
Mexico	13
Russia	12
Canada	11
Colombia	11
United Kingdom/Great Britain	11
Korea, Republic of (South)	7
Uzbekistan	7
Bahamas (The)	6
Turkmenistan	6
Croatia	5
France	5
Jamaica	5
Nigeria	5
Brazil	4
Bulgaria	4
Kenya	4
Korea, Demo People (North)	3
Liberia	3
Netherlands	3
Pakistan	3
Saudi Arabia	3
Suriname	3
Uganda	3
Bangladesh	2
Bosnia and Herzegovina	2
Cameroon	2
China	2
Ecuador	2
Ethiopia	2
Ghana	2

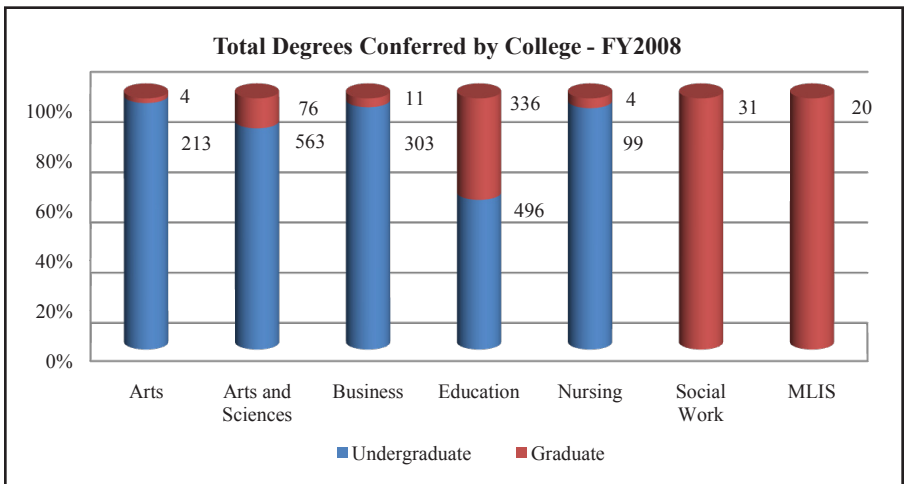
Guyana	2
Honduras	2
Malaysia	2
Poland	2
South Africa	2
Ukraine	2
Uruguay	2
Venezuela	2
Albania	1
Belarus	1
Bermuda	1
Cuba	1
Czech Republic	1
Denmark	1
Egypt	1
El Salvador	1
Greece	1
Hungary	1
Israel	1
Italy	1
Moldova	1
New Zealand	1
Paraguay	1
Philippines	1
Romania	1
St. Kitts and Nevis	1
Sweden	1
Tanzania	1
Togo	1
Turkey	1
Turks and Caicos Islands	1
United Arab Emirates	1
Vietnam	1
Total	11,490

Source: VSU SRA, October 2008.

Total Degrees Conferred by College FY2004 - FY2008

College	FY04	FY05	FY06	FY07	FY08	5 Year Total
Arts	184	146	164	206	217	917
Arts & Sciences	507	582	569	589	639	2,886
Business Administration	364	317	315	263	314	1,573
Education	828	1,000	736	797	832	4,193
Nursing	53	82	74	73	103	385
Social Work	16	26	35	39	31	147
Library & Information Science (MLIS)	1	4	11	27	20	63
Total	1,953	2,157	1,904	1,994	2,156	10,164

Source: USG Degrees Conferred Reports, 2004 -2008.

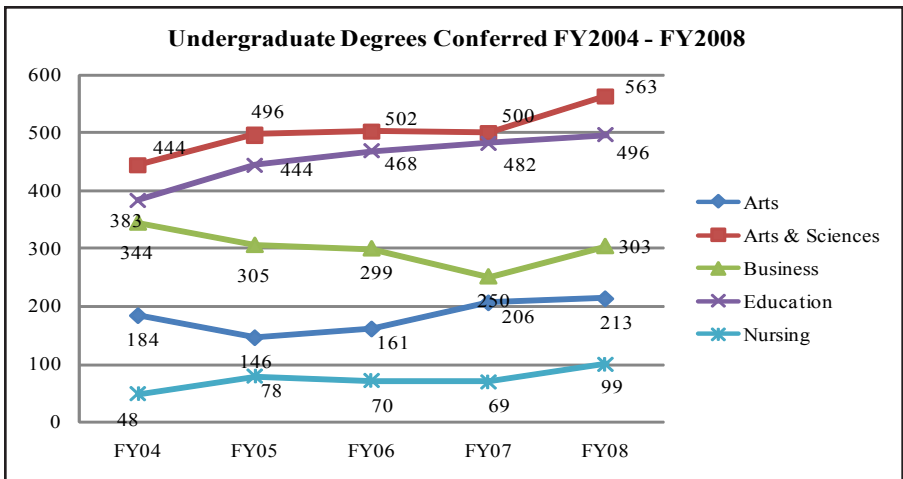


Source: USG Degrees Conferred Reports, 2004 -2008. Analysis by SRA, October 2008.

Degrees Conferred by Level and College FY2004 - FY2008

College	Undergraduate Degrees					5 Year Total
	FY04	FY05	FY06	FY07	FY08	
Arts	125	105	161	206	213	810
Arts & Sciences	519	538	453	500	563	2,573
Business Administration	328	305	277	250	303	1,463
Education	383	443	539	482	496	2,343
Nursing	48	78	70	69	99	364
Total	1,403	1,469	1,500	1,507	1,674	7,553

Source: USG Degrees Conferred Report, 2004 - 2008.



Source: USG Degrees Conferred Report, 2004 - 2008. Analysis by SRA, 2008.

College	Graduate Degrees					5 Year Total
	FY04	FY05	FY06	FY07	FY08	
Arts	0	0	3	0	4	7
Arts & Sciences	63	86	67	89	76	381
Business Administration	20	12	16	13	11	72
Education	445	556	268	315	336	1,920
Nursing	5	4	4	4	4	21
Social Work	16	26	35	39	31	147
Library & Information Science (MLIS)	1	4	11	27	20	63
Total	550	688	404	487	482	2,611

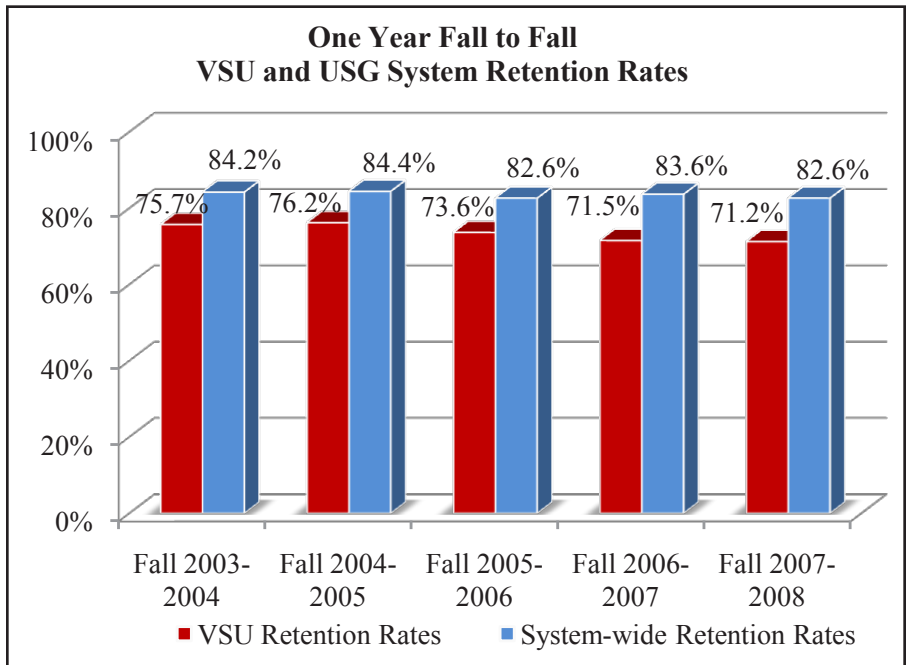
Source: USG Degrees Conferred Report, 2004 - 2008.

One Year Retention Rates

Years	Number of Entering Freshmen at VSU	Number of Returning Students at VSU	VSU Retention Rates	USG System-wide Retention Rates
Fall 2003 Cohort	1,756	1,329	75.7%	84.2%
Fall 2004 Cohort	1,690	1,288	76.2%	84.4%
Fall 2005 Cohort	1,775	1,307	73.6%	82.6%
Fall 2006 Cohort	2,015	1,441	71.5%	83.6%
Fall 2007 Cohort	2,029	1,445	71.2%	82.6%

Source: USG Retention Reports, November 2008.

Note: The official USG retention rate tracks first-time, full-time students for one year. USG System-wide Retention Rates show the percentage of students who began at VSU but transferred to another USG institution.



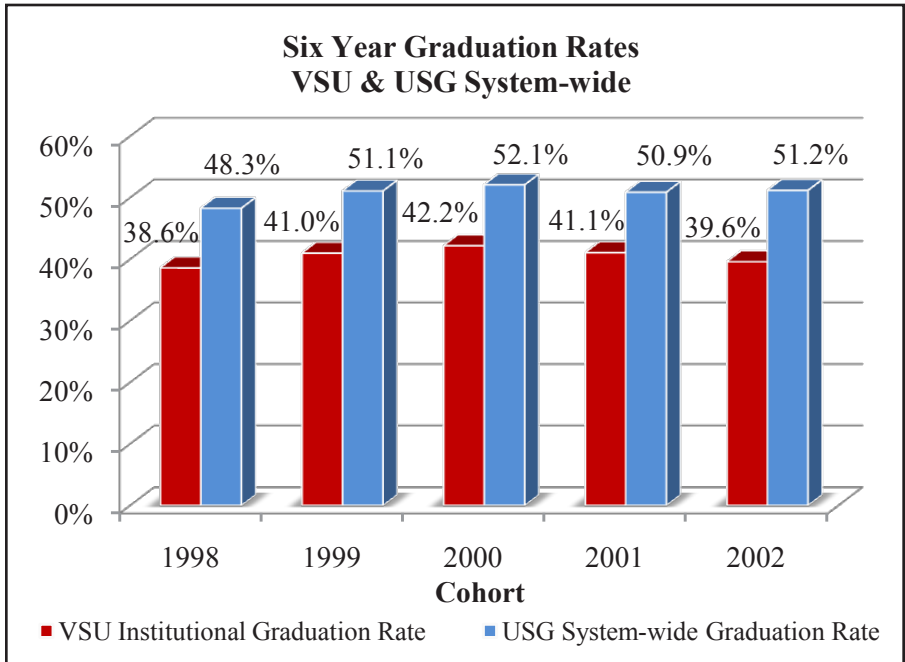
Source: USG Retention Reports, November 2008. Analysis by SRA, November 2008.

Graduation Rates

Cohort	First Time Full-Time Freshmen	4 - Year VSU Graduation Rates	4 - Year System-wide Graduation Rates	6 - Year VSU Graduation Rates	6- Year USG System-wide Graduation Rates
1998	1,289	12.4%	14.7%	38.6%	48.3%
1999	1,168	18.2%	20.2%	41.0%	51.1%
2000	785	18.0%	19.2%	42.2%	52.1%
2001	1,517	17.5%	19.6%	41.1%	50.9%
2002	1,572	15.3%	17.6%	39.6%	51.2%

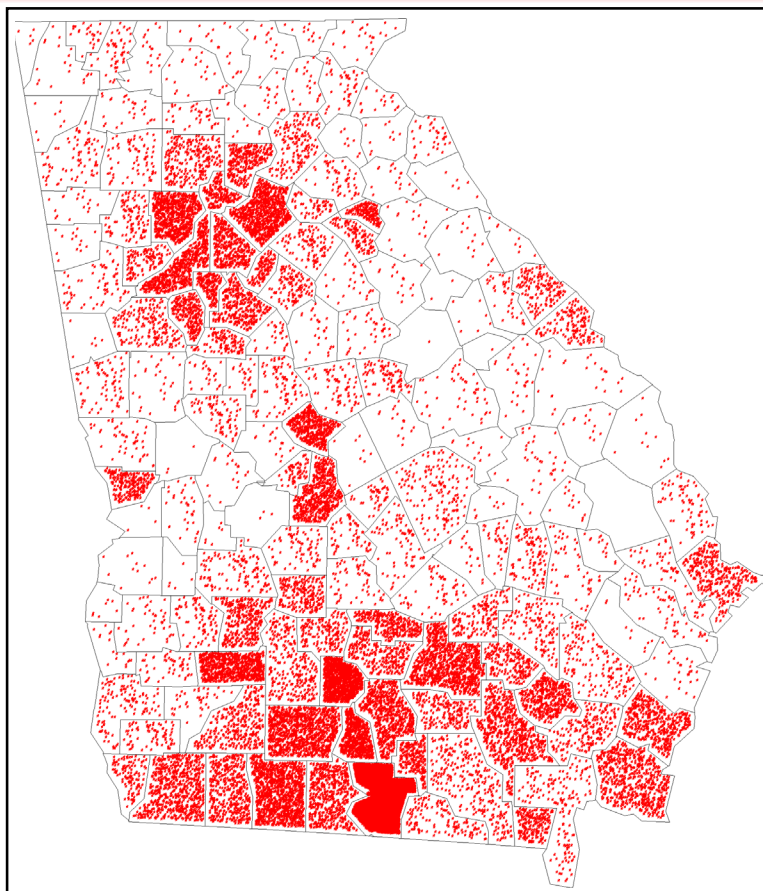
Source: USG Graduation Reports, November 2008.

Note: VSU graduation rates are based on first-time, full-time students who originally enrolled at VSU and graduated from VSU. System-wide graduation rates are based on first-time, full-time students who originally enrolled at VSU and graduated from another USG institution.



Source: USG Graduation Reports, November 2008. Analysis by SRA, November 2008.

Alumni by Georgia County of Residence

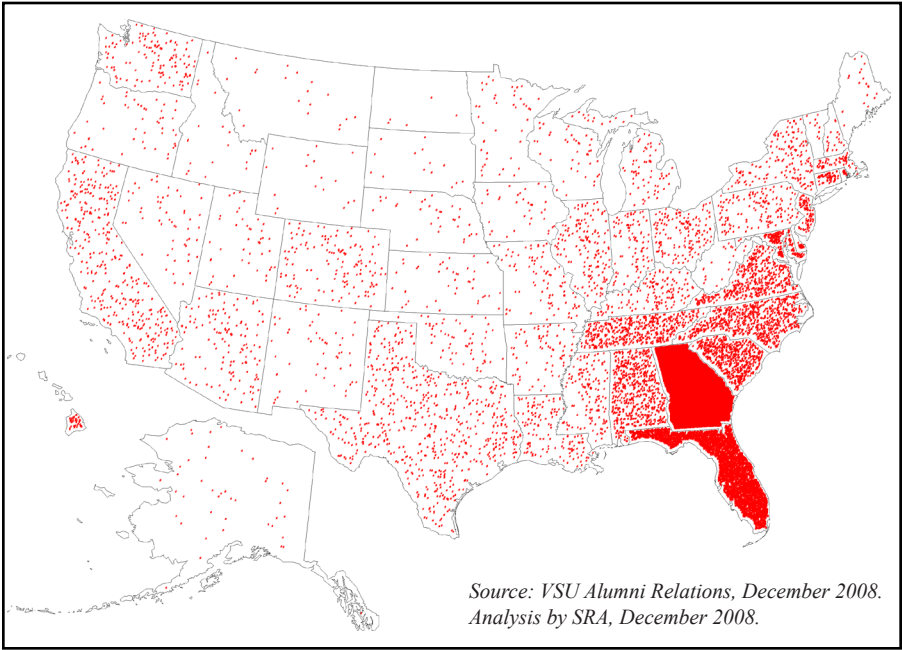


Top 20 Georgia Counties of Alumni Residence

Lowndes	6,553	Berrien	683
Tift	1,177	DeKalb	665
Thomas	1,176	Camden	655
Colquitt	1,101	Cook	645
Coffee	997	Houston	602
Ware	898	Brooks	553
Gwinnett	893	Glynn	477
Dougherty	790	Bibb	472
Fulton	788	Pierce	435
Cobb	756	Grady	429

Source: VSU Alumni Relations, December 2008.

Alumni by State of Residence



Total number of alumni living in the U.S.: 43,217

Top 20 U.S. State of Alumni Residence as of Fall 2008

Georgia	31,798
Florida	4,794
North Carolina	716
South Carolina	606
Alabama	600
Texas	598
Tennessee	477
Virginia	457
California	344
Maryland	190

New York	158
Ohio	152
Illinois	145
Pennsylvania	141
Colorado	140
Arizona	137
Mississippi	132
Louisiana	131
Kentucky	128
Washington	123

Source: VSU Alumni Relations, December 2008.

Student Services

- **Housing**
- **Financial Aid**
- **Odum Library Collections**
- **Student Success Center**

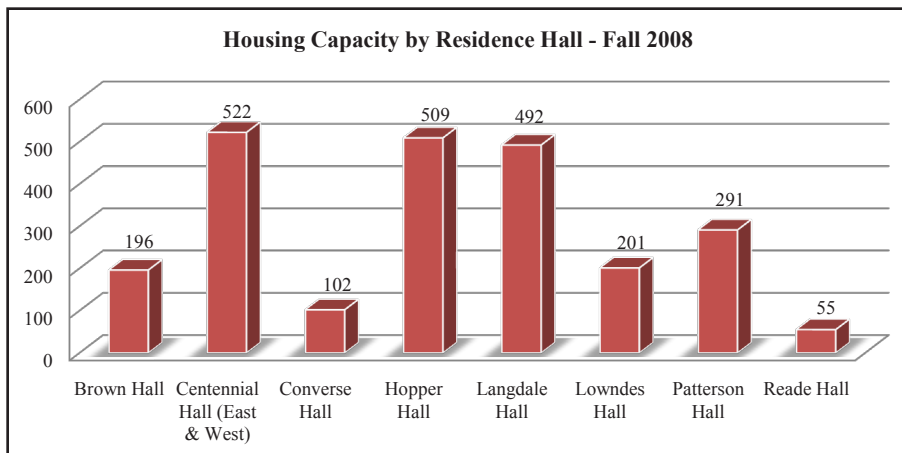
-
- **Residence hall capacity for Fall 2007 was 2,368. All residence halls reported occupancy rates exceeding 99%.**
 - **In 2007-08, over \$20 million in need-based scholarships and grants was distributed by the Office of Financial Aid.**
 - **The total number of items in the Odum Library collection increased by 1.2% from 1,781,371 in FY2007 to 1,802,343 in FY2008.**
 - **In Fall 2008, the Student Success Center reported 6,746 student appointments successfully completed.**

Housing

Building	Occupancy Rate Fall 2006	Occupancy Rate Fall 2007	Occupancy Rate Fall 2008	Capacity 2008
Brown Hall	100%	101%	101%	196
Centennial Hall (East & West)	98%	97%	99%	522
Converse Hall	109%	98%	101%	102
Georgia Hall	99%	102%	NA*	NA*
Hopper Hall	102%	NA*	100%	509
Langdale Hall	101%	104%	100%	492
Lowndes Hall	98%	100%	100%	201
Patterson Hall	103%	103%	100%	291
Reade Hall	100%	99%	100%	55
Total	100%	101%	99.9%	2,368

* Building undergoing renovation.

Source: VSU Housing & Residence Life, 2008.



Source: VSU Housing & Residence Life, 2008. Analysis by SRA, 2008.

Financial Aid Awarded to Enrolled Undergraduates 2007-08

	Need-based aid	Non-need-based aid
Scholarships/Grants		
Federal	\$10,454,158	\$0
State (i.e., all states, not only the state in which your institution is located).	\$9,250,767	\$7,928,289
Institutional: Endowed scholarships, annual gifts and tuition funded grants, awarded by the college, excluding athletic aid and tuition waivers (which are reported below).	\$227,810	\$224,954
Scholarships/grants from external sources (e.g., Kiwanis, National Merit) not awarded by the college.	\$443,790	\$213,586
Total Scholarships/Grants	\$20,376,525	\$8,366,829
Self-Help		
Student loans from all sources (excluding parent loans).	\$29,280,214	\$10,406,461
Federal Work-Study	\$564,385	N/A
State and other (e.g., institutional) work-study/employment (Note: Excludes Federal Work-Study captured above.)	\$0	\$0
Total Self-Help	\$29,844,599	\$10,406,461
Other		
Parent Loans (PLUS)	\$11,976,633	\$25,740,496
Athletic Awards	\$409,369	\$131,843

Source: VSU Financial Aid Office, October 2008.

Financial Aid - Number of Enrolled Undergraduates Awarded Aid 2007-08

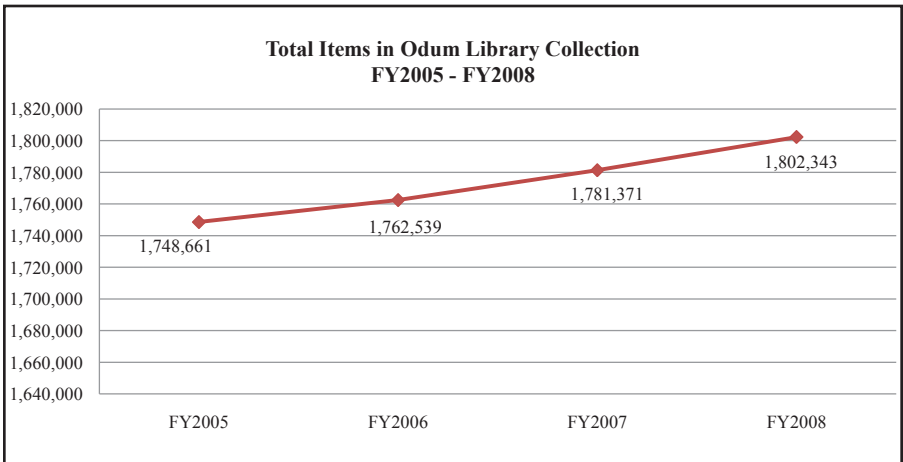
		First-time Full-time Freshmen	Full-time Undergraduate (Incl. Fresh.)	Less Than Full-time Undergraduate
a	Number of degree-seeking undergraduate students	1,987	8,298	1,538
b	Number of students in line a who applied for need-based financial aid	1,622	6,208	1,203
c	Number of students in line b who were determined to have financial need	1,170	5,510	774
d	Number of students in line c who were awarded any financial aid	1,160	5,475	769
e	Number of students in line d who were awarded any need-based scholarship or grant aid	946	4,115	518
f	Number of students in line d who were awarded any need-based self-help aid	1,058	5,138	740
g	Number of students in line d who were awarded any non-need-based scholarship or grant aid	92	275	27
h	Number of students in line d whose need was fully met (excludes PLUS loans, unsubsidized loans, and private alternative loans)	660	2,719	227

Source: VSU Financial Aid Office, October 2008.

Odum Library Collections

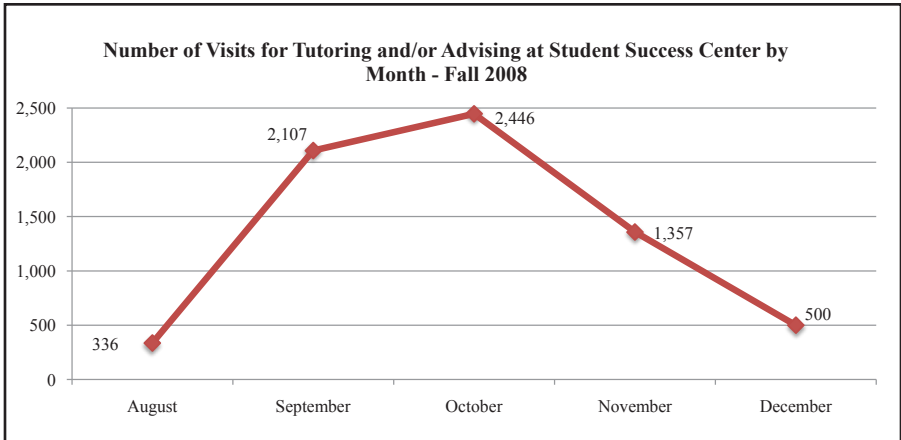
Material	Measurement	Added	Total
Books, including bound periodicals and catalogued government documents	Volumes	13,217	529,010
	Titles	8,325	353,432
Government Documents	Units	-20	94,387
Serials (periodicals, newspapers, and magazines)	Total Subscriptions	14	2,788
	Titles	14	2,776
Microforms	Units	1,739	1,099,609
	Titles	1,090	471,296
Manuscripts & Archives	Linear Feet	93	1,190
Cartographic Materials	Units	10	6,037
Graphic Materials	Units	5,049	31,098
Sound Recordings	Units	174	16,289
	Titles	121	10,300
Film & Video Materials	Units	635	7,649
	Titles	476	6,736
Computer Files	Units	142	3,107
	Titles	99	1,636
Other Library Materials	Units	26	15,157
Total Items in Collection			1,802,343

Source: VSU Odum Library, August 2008.



Source: VSU Odum Library, August 2008. Analysis by SRA, August 2008.

Student Success Center



Source: Student Success Center, December 2008. Analysis by SRA, December 2008.

Number of Appointments by Subject Area - Fall 2008

Subject Area	Number of Apts.
Advising	1,929
Math	1,842
English	993
Chemistry	448
Spanish	386
Writing	381
Accounting	126
Biology	115
French	61
Physics	61
Anthropology	52
Political Science	49
Regents Essay	49
History	47
Regents Reading	39
Sociology	35
Computer Science	25

Subject Area	Number of Apts.
German	24
Japanese	17
Psychology	13
Astronomy	11
Geography	10
Office	6
Philosophy	5
Russian	5
Criminal Justice	3
Engineering	3
Music	3
Religion	3
Physical Science	2
Business Admin.	1
Communication Arts	1
WebCT	1
Total	6,746

Source: Student Success Center, December 2008.

Employee Information

- All Employees by Occupational Activity
- All Employees by Ethnicity and Gender
- Full-time Faculty by Tenure Status
- All Faculty by College and Full-Time/Part-Time Status
- Full-time Faculty by Rank

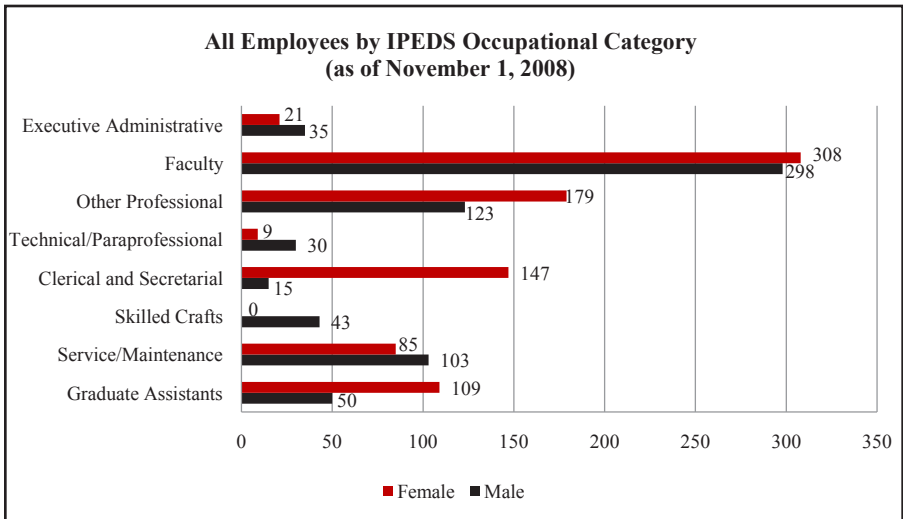
- Of the total 1,555 employees, faculty comprise the largest portion of the employee population with 39% of total employment.
- As of Fall 2008, 48% of full-time instructional faculty were tenured while another 28% were on track to become tenured.
- Females constituted 47% of Fall 2008 all full-time instructional faculty.
- In Fall 2008, 13% of full-time instructional faculty members were minorities.
- Fall 2008 percentages by rank of the 453 full-time instructional faculty:

Professor: 26%
Associate Professor: 23%
Assistant Professor: 29%
Instructor: 16%
Lecturer: 4%

All Employees by Occupational Activity - Fall 2008

	Male	Female	Total	%
Executive Administrative	35	21	56	4%
Faculty	298	308	606	39%
Other Professional	123	179	302	19%
Technical/Paraprofessional	30	9	39	3%
Clerical and Secretarial	15	147	162	10%
Skilled Crafts	43	0	43	3%
Service/Maintenance	103	85	188	12%
Graduate Assistants	50	109	159	10%
Total	697	858	1,555	100%

Source: VSU SRA, December 2008.

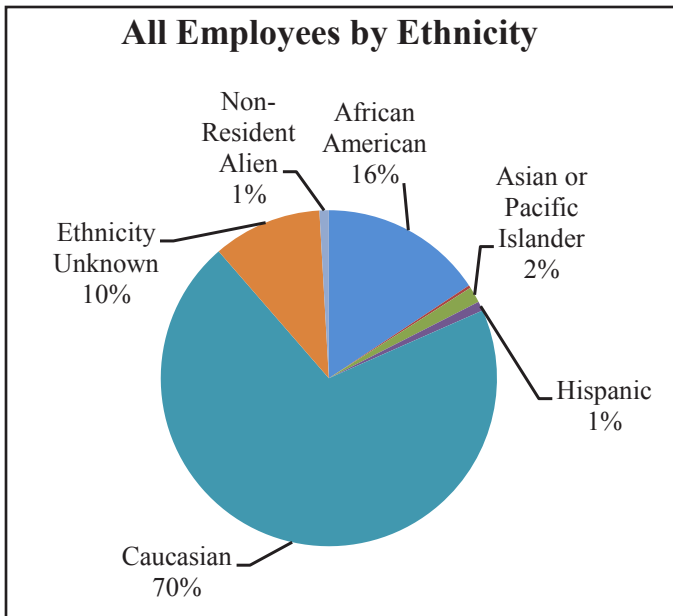


Source: VSU SRA, December 2008.

All Employees by Ethnicity and Gender - Fall 2008

Ethnicity	Full-Time		Part-Time		Total Staff
	Male	Female	Male	Female	
African American	75	140	11	18	244
American Indian or Alaskan Native	2	1	0	1	4
Asian or Pacific Islander	11	11	1	1	24
Hispanic	7	4	1	2	14
Caucasian	465	464	66	97	1,092
Ethnicity Unknown	16	20	34	93	163
Non-Resident Alien	8	5	0	1	14
Total	584	645	113	213	1,555

Source: VSU SRA, December 2008.

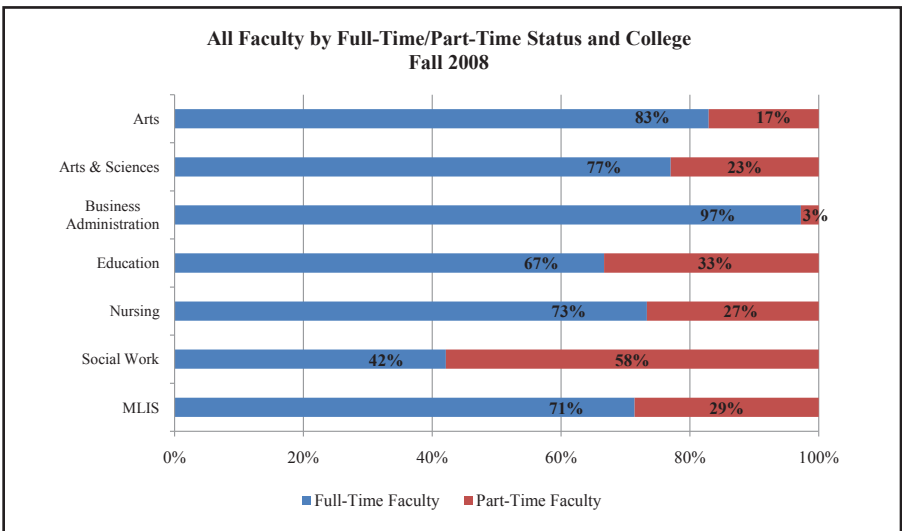


Source: VSU SRA, December 2008.

All Instructional Faculty by College

College	Full-Time Faculty	Part-Time Faculty	Total Faculty
Arts	68	14	82
Arts & Sciences	201	60	261
Business Administration	35	1	36
Education	114	57	171
Nursing	22	8	30
Social Work	8	11	19
Library & Information Science	5	2	7
Total	453	153	606

Source: VSU SRA, December 2008.

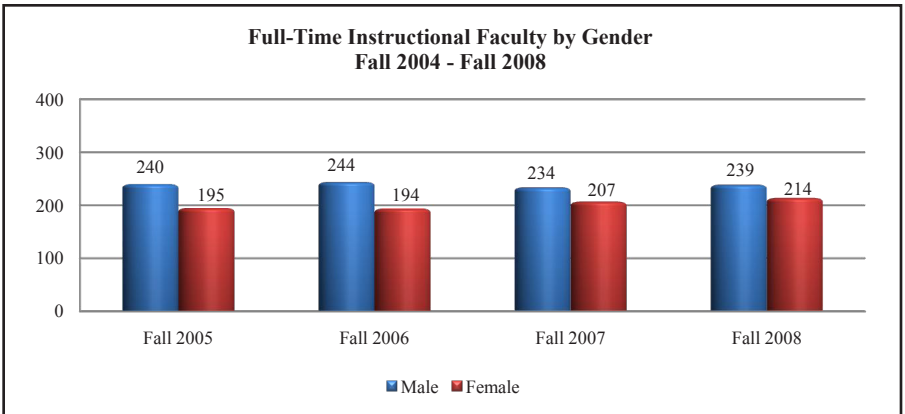


Source: VSU SRA, December 2008.

Full-Time Instructional Faculty by Ethnicity and Gender

	Male		Female		African American		Caucasian		All Other		Total
	N	%	N	%	N	%	N	%	N	%	
Fall 2004	225	54%	195	46%	17	4%	381	91%	22	5%	420
Fall 2005	240	55%	195	45%	21	5%	392	90%	22	5%	435
Fall 2006	244	56%	194	44%	19	4%	386	88%	33	8%	438
Fall 2007	234	53%	207	47%	17	4%	389	88%	35	8%	441
Fall 2008	239	53%	214	47%	16	4%	397	88%	40	9%	453

Source: VSU SRA, December 2008.

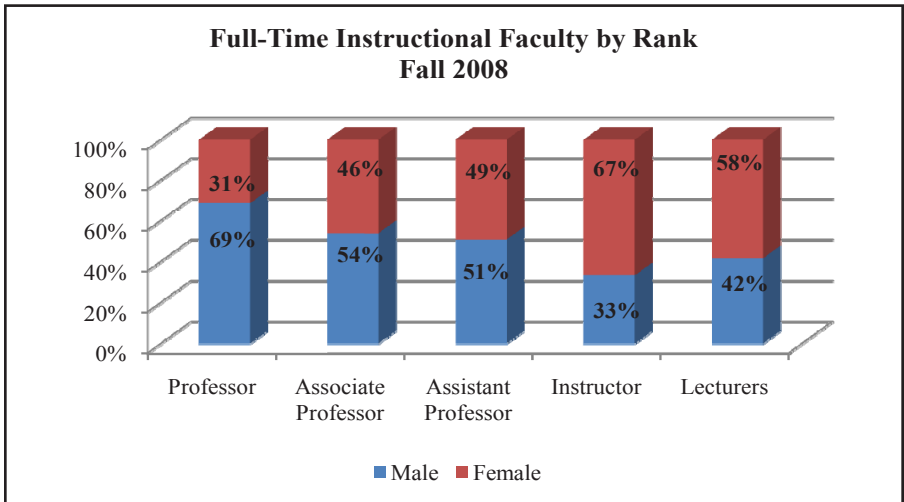


Source: VSU SRA, December 2008.

Full-Time Instructional Faculty by Rank and Tenure Status

Rank	Male		Female		Total
	N	%	N	%	
Professor	81	69%	37	31%	118
Associate Professor	56	54%	48	46%	104
Assistant Professor	67	51%	65	49%	132
Instructor	25	33%	50	67%	75
Lecturer	10	42%	14	58%	24
Total	239	--	214	--	453

Source: VSU SRA, December 2008.



Source: VSU SRA, December 2008.

	Tenured		Non-tenured On Track		Non-tenure Track		Total
	N	%	N	%	N	%	
Fall 2005	220	51%	123	28%	92	21%	435
Fall 2006	222	51%	127	29%	89	20%	438
Fall 2007	224	51%	116	26%	101	23%	441
Fall 2008	217	48%	127	28%	109	24%	453

Source: VSU SRA, December 2008.

Grants & Contracts

○ Summary of Grants and Contracts Awarded

- In FY2008, Valdosta State University received \$2,133,659 in new external grant and contract awards in the following categories:

Instructional awards: \$1,321,314
Public service awards: \$507,786
Research awards: \$304,559

- The distribution of grants and contracts as received by various academic units is as follows:

College/Area	Amount	%
College of Education	\$682,339	32%
College of Arts & Sciences	\$526,708	25%
Division of Social Work	\$471,240	22%
Institutional	\$285,390	13%
College of Business Administration	\$163,782	8%
College of the Arts	\$4,200	0%
Total	\$2,133,659	100%

Notes:

- Differences in totals are due to rounding.
- The College of Nursing did not receive any new external grants and contract awards in FY2008.
- In some cases the full award was credited to one area, when, in fact, a portion of the grant money was also used in another area.

Grants & Contracts

Principal Investigator	College/ Division	Dept.	Proposal Title Agency Description	Source*	Primary Purpose**	Award Amount
McGahee, M.	COE	ETTC	ETTC - FY08 Operating Funds GADEd Operating funds for the Educational Technology Training Center	S	I	356,680
Giddings, M. Smith, C.	SOWK	SOWK	IV-E Child Welfare Grant for Master of Social Work Students USDHHS/GADHR Prepare Master of Social Work graduates for employment in Georgia's Division of Family and Children Services	F/S	I	301,353
Viverette, M.	AA	EOP/MA	VSU Upward Bound Project USDEd Provide fundamental support to low income and first generation students in 9th and 10th grades to encourage high school graduation and preparation for college entrance	F	I	250,800
Lee, J. Hull, K. Myers-Jennings, C. Stonestreet, R. Ernest, J.	COE	ECED/SPEC ECEDSPEC COMSD COMSD ECEDSPEC	Babies Can't Wait (Year 13) USDEd/GADHR Provide training and technical assistance for Georgia's Babies Can't Wait Program	F	S	188,742
Barnett, S.	COBA	SBDC	VSU Small Business Development Center US Small Business Administration/UGA Maintain the VSU Small Business Development Center	F	S	149,354
Wood, L. Hojjatjie, B. Spencer, J. de la Garza, L.	COA&S	CHEM P/A/G CHEM CHEM	Diamond Research at Valdosta Optics Lab, Inc-Phase 2 DoD/Onyx Optics, Inc./Valdosta Optics Lab, Inc. Link VSU students and faculty with staff scientists from Valdosta Optics Lab, Inc., for the advancement of diamond research	F	R	115,616
Dye, D. Giddings, M.	SOWK	SOWK	My Friend's House: Alzheimer's Day Care Program DHHS/GADHR/Southeast Georgia Area Agency on Aging Provide day care services for seniors with mild to moderate dementia, allowing caretakers respite and the opportunity to maintain employment	F/S	S	67,967
Riggs, P.	COA&S	HIST	The Wiregrass History Consortium (Year 3 of 3) USDEd/Coastal Plains RESA Enhance American History content knowledge of teachers in eleven area school districts	F	I	61,047
Pascarella, J. Hojjatjie, B. Spencer, J.	COA&S	BIOL P/A/G CHEM	Diamond Research at Valdosta Optics Lab, Inc.-Phase 1 DOD/Onyx Optics, Inc./Valdosta Optics Lab, Inc. Link VSU students and faculty with staff scientists from Valdosta Optics Lab, Inc, for the advancement of diamond research	F	R	60,000

Grants & Contracts (cont.)

Principal Investigator	College/ Division	Dept.	Proposal Title Agency Description	Source*	Primary Purpose**	Award Amount
Giddings, M. Smith, C.	SOWK	SOWK	IV-E Supervision Project (Learning Lab) GADHR Provide clinical supervision for DFCS social services supervisors	S	S	58,623
Jones, L.	COA&S	BIOL	Strengthening the Teaching of Evolution in South Georgia Middle and Secondary Schools USDEd/UGA Present an institute for 7th grade and high school biology teachers on incorporation of the GPS standard for evolution	F	I	47,717
Giddings, M.	SOWK	SOWK	Licensed Clinical Social Workers Supervision Project GADHR/GA State University Provide professional supervision for Division of Family and Children Services employees who are seeking to become Licensed Clinical Social Workers in the State of Georgia	S	I	43,297
Soady, V.	COA&S	LANG	ESOL Endorsement for Teachers with Field Experience USDEd/UGA Provide P-12 teachers with opportunity to gain credit hours toward ESOL Endorsement while completing field experience in Guadalajara, Mexico	F	I	40,632
Gerber, B. Brasell, H.	COE	C-EDUC MSRDEd	Inquiry Physical Science Project USDEd/UGA Present a two-week institute for 8th grade physical science teachers from the Coastal Plains RESA	F	I	38,955
Baun, M.	COA&S	POLS	Transatlantic Studies Degree USDEd/NGCSU Offer a Bachelor of Arts degree in Transatlantic Studies through a consortium	F	I	38,608
McGahee, M.	COE	ETTC	ETTC - Science Content/Digital Microscope Training GADEd Provide 8th Grade Science Content/ Digital Microscope training aligned to State Framework and Tasks in area school systems	S	I	31,809
Smith, A.M.	COE	MSRDEd	Expository and Persuasive Writing Across the Curriculum USDEd/UGA Summer workshop to increase teachers' knowledge of instructional practices and assessments for expository and persuasive writing	F	I	30,274

Grants & Contracts (cont.)

Principal Investigator	College/ Division	Dept.	Proposal Title Agency Description	Source*	Primary Purpose**	Award Amount
Manning, T. Salami, T.	COA&S	CHEM	Physical, Biological & Chemical Sciences: Visualization and Hands-on Activities USDEd/UGA Teacher education workshop for grades 6-12 science teachers with hands-on computer components	F	I	28,070
Carter, R. Pascarella, J.	COA&S	BIOL	Effects of Prescribed Burning DoD/USAMRAA/MAFB Investigate the effects of prescribed burning on forest communities at Moody Air Force Base and Grand Bay Wildlife Management Area	F	R	27,500
Davis, D. Oglesby, C.	AA COA&S	LIB HIST	Leona Hudson Collection VSU Foundation/Leona Hudson Estate Process, preserve, and facilitate access to the Leona Hudson collection of letters, photographs, and other memorabilia	N	S	24,000
De la Garza, L.	COA&S	CHEM	Photosynthesis and Bioinorganic Hybrid Systems NSF/GA BOR/GA Tech Participation in Argonne National Laboratory Summer 2008 Faculty and Student Team Research Program	F	R	21,443
Gerber, B.	COE	C-EDUC	Webcasts for Biology and Physical Science GADEd Recording of content for high school biology and physical science to be made available via the Georgia DEd website	S	I	21,000
Carter, R.	COA&S	BIOL	Lindera-Litsea Survey Project US Dept. of Interior/GA Dept. of Natural Resources Survey of known and potential populations of Pondberry (<i>Lindera melissifolia</i>) and Pondspice (<i>Litsea aestivalis</i>)	F	R	20,000
Barbas, J.	COA&S	CHEM	Chemical Analyses for Equinox Chemicals, LLC Equinox Chemicals, LLC Conduct NMR and GC-MS analyses of samples supplied by Equinox Chemicals LLC	I	R	18,000
Barbas, J.	COA&S	CHEM	Chemical Analyses for Optima Group, LLC Optima Chemicals Group, LLC Conduct NMR and GC-MS analyses of samples supplied by Optima Group, LLC	I	R	18,000
Plumly, W.	COBA	MKTG/ ECON	Duel in the Swamp Take Charge America, Inc./University of Arizona Host one of the twelve regional personal finance study competition "Duels" in November, 2007	N	I/S	14,428

Grants & Contracts (cont.)

Principal Investigator	College/ Division	Dept.	Proposal Title Agency Description	Source*	Primary Purpose**	Award Amount
Cantonwine, E.	COA&S	BIOL	Exploiting the Organic Peanut Market: Refining Production Systems for the Southeast USDA-SARE/Hebert Green Agroecology, Inc. Identify conditions to curb fungal diseases of peanut and seedlings for organic production systems	F	R	11,000
Denizman, C.	COA&S	P/A/G	GIS Database for Conservation Effects Assessment US Department of Agriculture Geographical Information System database for conservation effects assessment in Jobos Bay, Puerto Rico	F	R	10,000
Williams, M.	SA	AODED	GA Highway Safety Young Adult Grant Application USDOT/Governor's Office of Highway Safety Increase awareness and compliance with DUI/Seat Belt laws among the VSU and Valdosta, GA communities	F	S	8,700
Hilgert, L.	COE	PSYC	Psychological Services Agreement Brooks County Board of Education Provide psychological services to students and families	L	I/S	5,000
LaPlant, J.	COA&S	C-ARTS/SCI	GIS Training for the City of St. Marys, Georgia City of St. Marys, GA Provide GIS Training for employees	L	I	4,875
Kiyak, M. Savoie, M.	COA	COMM	Valdosta Channel 96 Agreement City of Valdosta Operation of the City of Valdosta government access channel	L	S	4,200
Brovey, A.	COE	CLT	Yugma Education Program Award Yugma Donation of software licenses to be used in graduate course ITED 7050, Distance Education	I	I	3,000
McGahee, M.	COE	ETTC	ETTC-End of Course Testing (EOCT) for GA Virtual School (GAVS) Program GADEd Provide laboratory/meeting space and a certified instructor for the End of Course Testing for the Georgia Virtual School Program	S	I	3,000
Warren, B.	COA&S	ENGL	Looking Back and Remembering: WWII Veterans' Voices from Southern Georgia Georgia Humanities Council Oral history for gathering, preserving, and interpreting	S	R	3,000

Grants & Contracts (cont.)

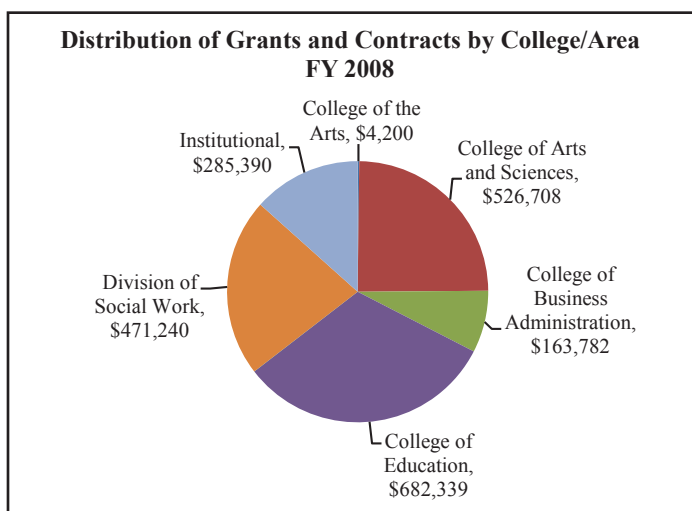
Principal Investigator	College/ Division	Dept.	Proposal Title Agency Description	Source*	Primary Purpose**	Award Amount
Brovey, A.	COE	CLT	2007 Apple Distinguished Educator Smart Technologies, Inc. Donation of SMART Board 680 Interactive Whiteboard, together with SMART Board software and free upgrades.	I	I	1,999
Salmon, E.	SA	ACCESS	Sign Language Project GADOL Administrator GA Quality Assurance Requirements to applicants requesting certification of Sign Language Interpreting and Transliterations	S	I	1,890
McGahee, M.	COE	ETTC	ETTC-GACE-CSC GAEd Provide the Georgia Assessments for the Certification of Educators (GACE) Computer Skill Competency (CSC) required for Georgia teacher certification	S	I	1,880
Reid, D. Bezona, P.	COA&S	MATH/CS	Sonia Kovalevsky Days National Security Agency/Assoc. for Women in Mathematics Encourage young women to continue the study of mathematics, assist with transition from high school to college mathematics, and assist teachers of mathematics	F	S	1,200
TOTAL FUNDING FY08						2,133,659

***SOURCE**

F = Federal I = Industry
 S = State N = Nonprofit
 L = Local O = Other

****PRIMARY PURPOSE**

I = Instruction
 R = Research
 S = Service



Source: VSU Grants & Contracts, 2008, Analysis by SRA, 2008.

Financial Information

- **Distribution of Revenue By Source**
- **Education & General Budget Expenditures**
- **Distribution of Expenditures By Function**
- **Education & General Expenditures Per Equivalent Full-Time Student**
- **Student Activities Revenue**
- **Student Activities Expenditures**

- **Actual unaudited education and general revenue for FY2008 totalled \$86,992,124.**
- **Actual unaudited education and general expenditures for FY2008 totalled \$81,355,709.**

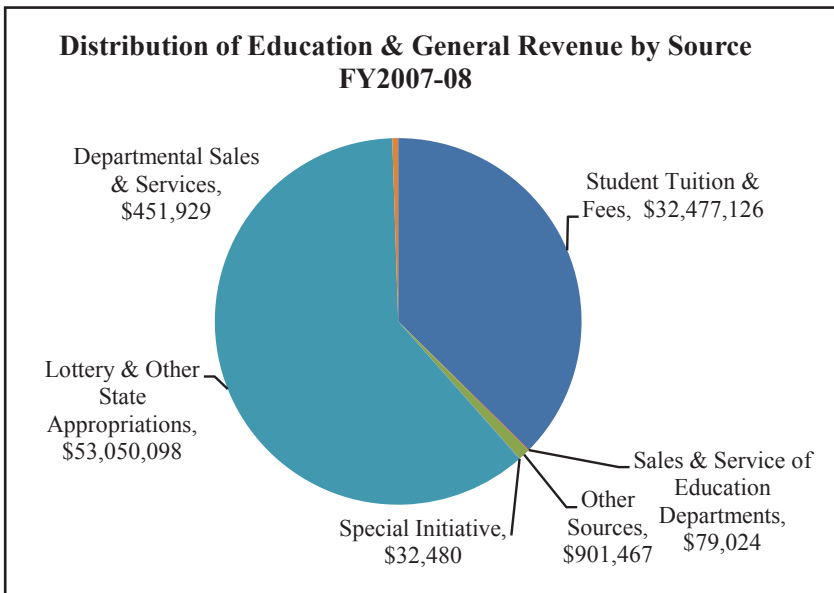
Instruction and Public Services	\$44,965,646
Institutional Support	\$14,620,183
Operation and Maintenance of Plant	\$7,657,515
Academic Support	\$9,838,407
Student Services	\$4,273,958
Total E&G Expenditures FY08	\$81,355,709

- **The state appropriation per equivalent full-time student for FY2008 was \$7,941.**

Distribution of Education & General Revenue by Source

Source of Funds	Actual FY 2007 Unaudited Numbers	Actual FY 2008 Unaudited Numbers
Internal Revenue		
Student Tuition & Fees	\$28,332,315	\$32,477,126
Sales & Service of Education Departments	\$65,372	\$79,024
Other Sources	\$571,832	\$901,467
Total Internal Revenue	\$28,969,519	\$33,457,617
Special Initiative	\$52,630	\$32,480
Lottery & Other State Appropriations	\$49,448,698	\$53,050,098
Total General Operations	\$78,470,847	\$86,540,195
Departmental Sales & Services	\$523,797	\$451,929
Total Educational & General Revenue	\$78,994,644	\$86,992,124

Source: VSU Finance and Administration, January 2009.



Source: VSU Finance and Administration, March 2008. Analysis by SRA.

Education & General Budget Expenditures

Actual Unaudited Numbers FY 2007	Personal Services	Travel	Operating Supplies & Expenses	Equipment	Total
Instruction & Public Services	\$41,091,716	\$223,471	\$1,771,799	\$436,039	\$43,523,025
Academic Support	\$5,220,586	\$359,429	\$743,895	\$1,284,488	\$7,608,398
Student Services	\$3,528,621	\$79,031	\$675,127	\$46,205	\$4,328,984
Institutional Support	\$11,135,065	\$136,717	\$5,016,199	\$467,304	\$16,755,284
Operation & Maintenance of Plant	\$3,533,733	\$3,471	\$4,182,946	\$129,949	\$7,850,100
Totals	\$64,509,721	\$802,119	\$12,389,966	\$2,363,985	\$80,065,791
Actual Unaudited Numbers FY 2008	Personal Services	Travel	Operating Supplies & Expenses	Equipment	Total
Instruction & Public Services	\$43,160,065	\$246,790	\$1,517,027	\$41,764	\$44,965,646
Academic Support	\$7,010,751	\$455,620	\$1,113,995	\$1,258,041	\$9,838,407
Student Services	\$3,798,365	\$80,842	\$394,751	\$0	\$4,273,958
Institutional Support	\$11,100,656	\$122,234	\$3,356,840	\$40,453	\$14,620,183
Operation & Maintenance of Plant	\$3,945,790	\$5,413	\$3,706,312	\$0	\$7,657,515
Totals	\$69,015,627	\$910,899	\$10,088,925	\$1,340,258	\$81,355,709

Source: VSU Finance and Administration, January 2009.

Note: The University's financial reporting presented herein has been adjusted for compliance with Governmental Accounting Standards Board Statements 34 and 35. Additionally, Senate Bill 73 allowed the carryover of certain types of funds in the State of Georgia. Examples include Indirect Earnings from Grants and Contracts and Student Technology Fees. This presentation does not include the activity of these types of funds.

Distribution of Education & General Expenditures by Function

Function	FY 2007 Unaudited Numbers	FY 2008 Unaudited Numbers
College of Arts	\$5,826,478	\$6,012,785
College of Arts & Sciences	\$16,859,288	\$17,637,674
College of Business Administration	\$4,390,906	\$4,791,014
College of Education	\$11,087,341	\$11,467,567
College of Nursing	\$2,478,381	\$2,110,122
Developmental Studies	\$683,076	\$741,509
Other Instruction	\$2,197,555	\$2,204,975
Total Instruction	\$43,523,025	\$44,965,646
Academic Support	\$7,608,398	\$9,838,407
Student Services	\$4,328,984	\$4,273,958
Institutional Support	\$16,755,284	\$14,620,183
Operation & Maintenance of Plant	\$7,850,100	\$7,657,515
Total Expenditures	\$80,065,791	\$81,355,709

Source: VSU Finance and Administration, January 2009.

Notes: Some totals may not add exactly due to rounding. The University's financial reporting presented herein has been adjusted for compliance with Governmental Accounting Standards Board Statements 34 and 35. Additionally, Senate Bill 73 allowed the carryover of certain types of funds in the State of Georgia. Examples include Indirect Earnings from Grants and Contracts, and Student Technology Fees. This presentation does not include the activity of these types of funds.

Total Education & General Expenditures per Equivalent Full-Time Student

Fiscal Year	Educational & General Expenditures	Fall Term Equivalent Full Time Enrollment (EFT)	Total Educational & General Expenditure per Equivalent Full Time Student
2002	\$67,053,380	7,233	\$9,270
2003	\$69,757,303	7,735	\$9,018
2004*	\$68,722,364	9,222	\$7,452
2005*	\$69,438,908	9,295	\$7,471
2006*	\$75,202,128	9,431	\$7,974
2007*	\$80,065,791	10,287	\$7,783
2008*	\$81,355,709	10,245	\$7,941

Source: VSU Finance and Administration, January 2009.

* Based on unaudited actual figures.

Note: The University's financial reporting presented herein has been adjusted for compliance with Governmental Accounting Standards Board Statements 34 and 35. Additionally, Senate Bill 73 allowed the carryover of certain types of funds in the State of Georgia. Examples include Indirect Earnings from Grants and Contracts, Student Technology Fees. This presentation does not include the activity of these types of funds.

Student Activities Revenue by Source

Source of Funds	FY 2006 (Unaudited)	FY 2007 (Unaudited)	FY 2008 (Unaudited)
Student Activity Fees	\$3,916,447	\$4,520,459	\$4,652,923
Other Sources	\$328,518	\$355,464	\$343,385
Total Revenue	\$4,244,965	\$4,875,923	\$4,996,308

Source: VSU Finance and Administration, January 2009.

Student Activities Expenditures by Function

Function	FY 2006 (Unaudited)	FY 2007 (Unaudited)	FY 2008 (Unaudited)
Athletics - Intramurals	\$214,623	\$327,447	\$332,103
Social & Entertainment	\$384,028	\$443,954	\$519,512
Student Government	\$26,190	\$35,819	\$28,925
Student Publications	\$109,269	\$84,102	\$105,426
Other Programs	\$1,775,710	\$1,829,354	\$3,059,437
Total Expenditures	\$2,509,820	\$2,720,676	\$4,045,403

Source: VSU Finance and Administration, January 2009.

Note: The University's financial reporting presented herein has been adjusted for compliance with Governmental Accounting Standards Board Statements 34 and 35. Additionally, Senate Bill 73 allowed the carryover of certain types of funds in the State of Georgia. Examples include Indirect Earnings from Grants and Contracts, Student Technology Fees. This presentation does not include the activity of these types of funds.

2008-09 FACT BOOK

VALDOSTA STATE UNIVERSITY



Strategic Research & Analysis
1500 N. Patterson Street
Valdosta, GA 31698
web: www.valdosta.edu/sra